

*Honouring the past  
by securing the future*

## **External Paint Scheme**

for the conservation and adaptive re-use of the  
Quarantine Station

**Final Draft  
January 2006**

Prepared by

**PAUL DAVIES PTY LTD**

**Architects and Heritage Consultants**

**for**



Mawland Hotel Management Pty Ltd (ACN 001 973 413)  
45 Hume Street (PO Box 905)  
Crows Nest NSW 2065, AUSTRALIA  
Telephone: (61) 2 9437 0277 Facsimile: (61) 2 9437 0288  
Email: [info@q-station.com.au](mailto:info@q-station.com.au) Website: [www.q-station.com.au](http://www.q-station.com.au)

**DECLARATION AND APPROVAL**

---

This External Painting Scheme has been prepared to meet the requirements of Conditions 37 of the Conditions of Planning Approval in Schedules 1 to 9 of the Clause 243 Determination Report, North Head Quarantine Station Proposal.

In preparing and granting approval for this External Painting Scheme all efforts have been made to comply with the Conditions of Planning Approval and relevant legislation. However, in the event of an inconsistency with this plan and any requirements of the Conditions of Planning Approval or relevant statutes; the Conditions of Planning Approval or the relevant statutes will prevail. Furthermore, the granting approval for this plan does not relieve the co-proponents of the obligation to obtain all other approvals from relevant authorities required under any other legislation.

This plan was prepared by: .....

|                     |                          |
|---------------------|--------------------------|
| Paul Davies         | Clive Frain              |
| Paul Davies Pty Ltd | Wattyl Australia Pty Ltd |

Simon McArthur, General Manager Mawland Hotel Management and Project Director for Q-Station on ..... 2006; and

This plan was presented to the Quarantine Station Community Committee at its meeting on ..... 2006.

This plan was approved by:

Tony Fleming, Deputy Director-General, Parks and Wildlife Division on behalf of the Department of Environment and Conservation on ..... 2006; and

Reece McDougall, Director, NSW Heritage Office on .....2006.

A copy of the approvals is provided in Appendix A.

## 1.0 PAINT SCHEMES

The approach to external paint colours on the site responds to policy CPP16.10.1 in the DACMP which notes:

*The selection of colour schemes for the exterior of the buildings is to be based on either historical research schemes including colour schemes on the buildings from the last phase of use or new colour schemes. Colour schemes are to be selected to facilitate the interpretation of the place.*

The proposal is to interpret the site across its history by providing colour schemes in each precinct that reflect both current colour selections and the various periods of occupation of the site. In summary this is seen in the treatment of the various precincts. The approach satisfies the DACMP policy and is consistent with the interpretation plan that seeks to interpret all aspects of the history and development of the place.

**TABLE 1 PRECINCT COLOUR SCHEMES**

| Precinct                            | Colour Scheme Approach  |
|-------------------------------------|---|
| Administration                      | <p>The Administration area presently contains a number of buildings from a range of periods utilising a range of approaches to colour schemes. The precinct also adjoins directly the 1<sup>st</sup> class precinct that has a defined colour scheme related to the aviation phase or 1960 period fitout.</p> <p>It is proposed to:</p> <ul style="list-style-type: none"> <li>- Retain the c1960 approach to the colour schemes (noting that the buildings have been re-painted with varying shades of light cream over the past 20 years) on buildings, A2 and A23 as they visually are part of the 1<sup>st</sup> class precinct</li> <li>- Change the colour scheme to A28 to a more contemporary scheme reflecting the changes being proposed to that building</li> <li>- Retain A1, S1 and S2 with their original historic colour schemes</li> <li>- Provide an historic colour scheme to A25 as it is separated from the main precinct</li> <li>- Retain S5 with its early colour scheme</li> <li>- Return S6 to an early researched colour scheme</li> <li>- Present the other residences with colour schemes related to their period of construction except for S7 which will retain its present colour scheme</li> <li>- A26 will have a new colour scheme related to the colour palette from the 1960 fitout.</li> </ul> |
| 1st Class/<br>2 <sup>nd</sup> class | <p>These linked precincts will present the accommodation buildings based on their 1911-1912 colour range with some additional colours to detailed elements. It is however noted that as there is considerable variation across the site in these colours due to re-painting that a consistent colour scheme will be developed based on the existing colours and the buildings presented in a unified way using those colours.</p> <p>The ancillary buildings, P8a, P10a, P10b and P36 will retain traditional historic colour schemes.</p>  |

| Precinct                           | Colour Scheme Approach   |
|------------------------------------|--|
| 3 <sup>rd</sup> Class/<br>Asiatics | <p>The third class precinct currently has an historic colour scheme to P27, P14-16 and the former P22 before its destruction by fire. P22 will have its recent colour scheme reinstated on completion. It is proposed to maintain the colour scheme on the above buildings and to recreate the early colour schemes, based on research, to P17, P18, P28 and P29. S9 has a c1960 colour scheme. It is proposed to change this scheme to an early colour scheme matching the period of the adjacent buildings.</p>  |
| Wharf                              | <p>The wharf buildings are to be retained largely in their current form for interpretation purposes. Buildings A7, A8, A9, A12 and A46 will be conserved with maintenance painting as set out in the schedules using researched colour schemes.</p> <p>The remaining buildings are having no or minimal external adaptation and will also retain their present colour schemes. This will interpret the last stage of use of the station.</p> <p>The wharf structure itself is to be painted according to the approval condition Schedule 4 part 3b) – the top ½ metre of the mooring/fender piles shall be painted and kept painted white: all other elements of the facility shall be left unpainted or, if painting is required, be painted in a mid grey colour with matt finish.</p>   |
| Hospital                           | <p>Prior to its loss H1 was painted in a traditional researched colour scheme from the 1880 period. It is proposed to repaint this building to the matching colour scheme.</p> <p>The strategy for the precinct is to paint the whole precinct to the researched colour scheme from the time of construction of most of the buildings (except H1), around 1912-1914, as the first consistent colour scheme for the area. This will allow interpretation of the role of the hospital precinct and its separation from the remainder of the site.</p>  |
| Isolation                          | <p>The isolation precinct is remote and visually separated from the main complex of buildings. It is proposed to interpret this area with its researched colour schemes that appear to have been used for most of the building's lifetime.</p>   |
| Non-Building<br>Items              | <p>Fences – Entrance: Double Wire Fence, retain existing colour scheme – white<br/> Pailing fence to Cottages, existing finish to remain intact<br/> Stone Walls, existing finish to remain intact<br/> Chain Wire to Hospital and Isolation Precinct, existing Finish to remain intact, carryout localised repairs to material.<br/> Cemetery, New picket fences uphill side of road junction, (colour white)<br/> 1<sup>st</sup> Class precinct, Building P2 , pipe rail fence to embankment, existing finish to remain intact, carryout localised repairs to material.<br/> Administration Precinct – Reservoirs cyclone fence, existing finish to remain intact.</p> <p>Navigation - 2<sup>nd</sup> Class precinct – existing structure to remain intact, colour scheme<br/> Beacon to be advised upon further site investigation by Heritage Architect.</p> <p>Monuments – Constitution monument, existing structure and finish to remain intact<br/> Sandstone drains, existing structure and finish to remain intact<br/> Sandstone boundary marker, existing structure to remain intact.</p> |

# **QUARANTINE STATION NORTH HEAD CONSERVATION WORKS PROGRAM**

---

## **SPECIFICATION NOTE NO 1. PAINTING**

---

### **BACKGROUND**

Most of the buildings are constructed of timber and require regular painting as part of the ongoing maintenance. The painting specification covers the various finishes on the buildings with appropriate systems.

Generally painted finishes are to be repainted but surfaces that are unpainted must not be painted in any circumstances. Similarly sealants are not to be applied to the buildings unless specifically instructed.

Where early paint finishes survive in good condition or where they are identified as retained without re-painting, do not apply new paintwork.

### **MATERIALS**

Do not combine paints from different manufacturers in a paint system.

Deliver paints to the site in the manufacturer's labelled and unopened containers. Ensure containers of materials specified by an APAS specification code are labelled accordingly.

Provide only products that are colour tinted by the manufacturer or supplier.

### **PREPARATION AND WORKMANSHIP – EXISTING SURFACES**

The preparation for painted surfaces varies from location to location and surface to surface. Generally prepare surfaces for new paintwork but do not remove evidence of earlier paint schemes and systems. Unless instructed do not strip painted surfaces to bare base material, sand and remove loose and flaking material to achieve a sound surface. Do not water sand or grit blast surfaces. Do not use orbital sanders to remove paint.

On completion of sanding inspect the surface for damage and undertake repair work as specified under Carpentry Repairs. Sand on completion to a smooth and even surface.

Wash surfaces to be painted using sugar soap or if oil or grease is present wash down using mineral turps. Ensure surface is dry prior to paint application.

Do not seal joints and cracks unless instructed, use gap sealants only as directed to seal large cracks.

All preparation is to be inspected prior to applying paint finishes.

Ensure that surfaces are clean and dry prior to applying paint finishes and that paint is applied in moderate temperatures. Do not paint on high wind days. Sand between finish coats.

Provide adequate protection during preparation and painting. As existing paints on the buildings are likely to contain lead collect all sanding debris and dispose of safely. Place a plastic layer on the ground around the building to prevent paint entering the ground surface.

Protect all adjacent surfaces to areas being painted. Do not allow paint onto verandah floors, brick or stonework, metalwork or other elements. Thoroughly mask glass, hardware etc prior to painting and clean on completion. Place "WET PAINT" notices conspicuously and do not remove them until paint is dry. Clean off marks, paint spots and stains progressively and restore damaged surfaces to their original condition. Touch up damaged decorative paintwork or misses only with the paint batch used in the original application.

Use only branded paint or approved manufacture. Paint is to be brought onto the site in unopened containers.

All tradesmen are to be suitably qualified and experienced in painting heritage buildings. Before painting, complete the work of other trades as far as practicable within the area to be painted, except for installation of fittings, floor sanding and laying flooring materials.

#### SEMI-GLOSS LATEX: EXTERIOR (SEMI-GLOSS ACRYLIC: EXTERIOR)

Location: External walls

| Substrate                              | 1st Coat | 2nd Coat | 3rd Coat |
|--|----------|----------|----------|
| Cement render                          | 0280/2   | 0280/2   |          |
| Timber                                 | 0183     | 0280/2   | 0280/2   |
| Masonry                                | 0280/2   | 0280/2   |          |
| Existing paintwork (solvent-borne)     | 0280/2   | 0280/2   |          |
| Existing paintwork (latex)             | 0280/2   | 0280/2   |          |
| Organic or inorganic zinc primed metal | 0280/2   | 0280/2   |          |
| UPVC                                   | 0280/2   | 0280/2   |          |

#### GLOSS LATEX: EXTERIOR (GLOSS ACRYLIC: EXTERIOR)

Location: New metal handrails, masonry and stone work

| Substrate                          | 1st Coat | 2nd Coat | 3rd Coat |
|------------------------------------|----------|----------|----------|
| Iron and steel                     | 0032     | 0280/1   | 0280/1   |
| Existing paintwork (solvent-borne) | 0280/1   | 0280/1   |          |
| Existing paintwork (latex)         | 0280/1   | 0280/1   |          |

#### ASBESTOS CEMENT ENCAPSULATION SYSTEM

Location: Topside asbestos cement roofing where nominated

| Substrate | 1st Coat | 2nd Coat | 3rd Coat |
|-----------|----------|----------|----------|
|-----------|----------|----------|----------|

|                 |        |        |  |
|-----------------|--------|--------|--|
| Asbestos cement | 1720/3 | 1720/3 |  |
|-----------------|--------|--------|--|

**RUST REPAIR AND PROTECTION**

Location: rusted steel linings, existing metal fixtures and handrails

| <b>Substrate</b> | <b>1st Coat</b>       | <b>2nd Coat</b>   | <b>3rd Coat</b>   |
|------------------|-----------------------|-------------------|-------------------|
| Iron or steel    | Galmet Keytite primer | Galmet Rust paint | Galmet Rust paint |

**MAWLAND HOTEL MANAGEMENT PTY LTD.  
Quarantine Station  
Paint Schedule**

References: "Quarantine Station Paint Schedule" Clive [Rain Watty] Australia Pty. Ltd.

| <b>WHARF PRECINCT<br/>BUILDINGS: A14-17</b>   |                         |                   |   |                                |                 |  |
|---|-------------------------|-------------------|---|--------------------------------|-----------------|--|
| <b>Exterior</b>   |                         |                   |   |                                |                 |  |
| <b>Note: The majority of the buildings in the wharf precinct are brick buildings with timber trims. The colour scheme proposed is based on a thorough research investigation of the physical fabric of the Luggage Shed building A14-17 research into the early paint schemes</b> |                         |                   |   |                                |                 |  |
| <b>Item</b>   | <b>Lining/Substrate</b> | <b>Paint type</b> | <b>Colour</b>                               | <b>Approximate Alternative</b> | <b>Supplier</b> |  |
| Fascia Boards   | Painted Timber          | Gloss Enamel      | White N14- A.S.                             |                                | Watty           |  |
| Window Frames/Sashes  | Painted Timber          | Gloss Enamel      | White N14- A.S.                             |                                | Watty           |  |
| Door Frames   | Painted Timber          | Gloss Enamel      | White N14- A.S.                             |                                | Watty           |  |
| Doors   | Painted Timber          | Gloss Enamel      | Sea Green (Pascol)                          |                                | Watty           |  |
| Timber Louvres  | Painted Timber          | Gloss Enamel      | Sea Green (Pascol)                          |                                | Watty           |  |
| Weatherboards   | Painted Timber          | Gloss Enamel      | Manilla Y45 (Pascol)                        |                                | Watty           |  |
| Barge Flashings   | Asbestos-Retained       | -                 | -   |                                | -               |  |
| Gutters   | Copper Proposed         | -                 | -   |                                | -               |  |
| Downpipes   | Copper Existing         | -                 | -   |                                | -               |  |
| Sewerage Vent Stack   | Painted Galvanised      | Gloss Acrylic     | Van Dyke Brown (Pascol)                     |                                | Watty           |  |
| Electrical Box  | Asbestos Encapsulation  | Gloss Acrylic     | Van Dyke Brown (Pascol)                     |                                | Watty           |  |
| Asbestos Sealant (internal)   | Unfinished              | Fibroseal         | White Coat as specified by the Manufacturer |                                | Crommelin       |  |



**MAWLAND HOTEL MANAGEMENT PTY LTD.**  
**Quarantine Station**  
**Paint Schedule**

References: "Quarantine Station Paint Schedule" Clive Frain Watty Australia Pty. Ltd.

| <b>WHARF PRECINCT BUILDINGS: A8</b>   |                         |                    |                         |                                |                 |
|---|-------------------------|--------------------|-------------------------|--------------------------------|-----------------|
| <b>Exterior</b>   |                         |                    |                         |                                |                 |
| <b>Note: The majority of the buildings in the wharf precinct are brick buildings with timber trims. The colour scheme proposed is based on a thorough research investigation of the physical fabric of the Luggage Shed building A14-17 research into the early paint schemes</b> |                         |                    |                         |                                |                 |
| <b>Item</b>   | <b>Lining/Substrate</b> | <b>Paint type</b>  | <b>Colour</b>           | <b>Approximate Alternative</b> | <b>Supplier</b> |
| Fascia Boards   | Painted Timber          | Gloss Enamel       | White N14-A.S.          |                                | Watty           |
| Window Frames/Sills   | Painted Timber          | Gloss Enamel       | White N14-A.S.          |                                | Watty           |
| Window Shutters   | Painted Timber          | Gloss Enamel       | White N14-A.S.          |                                | Watty           |
| Door Frames   | Painted Timber          | Gloss Enamel       | White N14-A.S.          |                                | Watty           |
| Door Leaf   | Painted Timber          | Gloss Enamel       | Sea Green (Pascol)      |                                | Watty           |
| Timber Louvres  | Painted Timber          | Gloss Enamel       | Sea Green (Pascol)      |                                | Watty           |
| Corrugated Iron (Cladding)  | Painted Galvanised      | Gloss Acrylic      | Manilla Y45 (Pascol)    |                                | Watty           |
| Barge Flashings   | Painted Galvanised      | Gloss Enamel       | White N14-A.S.          |                                | Watty           |
| Gutters   | Painted Galvanised      | Gloss Acrylic      | White N14-A.S.          |                                | Watty           |
| Downpipes   | Painted Galvanised      | Gloss Acrylic      | White N14-A.S.          |                                | Watty           |
| Roof Sheetting  | Painted Galvanised      | Semi-gloss Acrylic | Van Dyke Brown (Pascol) |                                | Watty           |
| Vent Stacks   | Painted Galvanised      | Semi-gloss Acrylic | Van Dyke Brown (Pascol) |                                | Watty           |
| External Electrical fitting   | Painted Galvanised      | Semi-gloss Acrylic | Manilla Y45 (Pascol)    |                                | Watty           |

**MAWLAND HOTEL MANAGEMENT PTY LTD.**  
**Quarantine Station**  
**Paint Schedule**

References: "Quarantine Station Paint Schedule" Clive Frain Watty Australia Pty. Ltd.

| <b>WHARF PRECINCT BUILDINGS: A7</b>   |                         |                   |                         |                                |                 |  |
|---|-------------------------|-------------------|-------------------------|--------------------------------|-----------------|--|
| <b>Exterior</b>   |                         |                   |                         |                                |                 |  |
| <b>Note: The majority of the buildings in the wharf precinct are brick buildings with timber trims. The colour scheme proposed is based on a thorough research investigation of the physical fabric of the Luggage Shed building A14-17 research into the early paint schemes</b> |                         |                   |                         |                                |                 |  |
| <b>Item</b>   | <b>Lining/Substrate</b> | <b>Paint type</b> | <b>Colour</b>           | <b>Approximate Alternative</b> | <b>Supplier</b> |  |
| Fascia Boards   | Painted Timber          | Gloss Enamel      | White N14 – A.S.        |                                | Wattyl          |  |
| Window Frames/Sashes/Sills  | Painted Timber          | Gloss Enamel      | White N14– A.S.         |                                | Wattyl          |  |
| Door Frames   | Painted Timber          | Gloss Enamel      | White N14 – A.S.        |                                | Wattyl          |  |
| Door Leaf   | Painted Timber          | Gloss Enamel      | Sea Green (Pascol)      |                                | Wattyl          |  |
| Timber Louvres  | Painted Timber          | Gloss Enamel      | Sea Green (Pascol)      |                                | Wattyl          |  |
| Barge Flashings/Roof Sheeting   | Colorbond               | Factory Applied   | (Gull Grey) Shale Grey  |                                | BlueScope       |  |
| Gutters   | Copper                  | -                 | -                       |                                | -               |  |
| Downpipes   | Copper                  | -                 | -                       |                                | -               |  |
| Metal Tank Stand (Northern façade)  | Painted Galvanised      | Gloss Acrylic     | Van Dyke Brown (Pascol) |                                | Wattyl          |  |
| Vent Stacks   | Painted Galvanised      | Gloss Acrylic     | Van Dyke Brown (Pascol) |                                | Wattyl          |  |
| External Conduit + Light Fitting  | Painted Galvanised      | Gloss Acrylic     | Van Dyke Brown (Pascol) |                                | Wattyl          |  |

**MAWLAND HOTEL MANAGEMENT PTY LTD.**  
**Quarantine Station**  
**Paint Schedule**

References: "Quarantine Station Paint Schedule" Clive Frain Wattyl Australia Pty. Ltd.

| <b>WHARF PRECINCT BUILDINGS: A6</b>   |                         |                          |                         |                                |                 |  |
|---|-------------------------|--------------------------|-------------------------|--------------------------------|-----------------|--|
| <b>Exterior</b>   |                         |                          |                         |                                |                 |  |
| <b>Note: The majority of the buildings in the wharf precinct are brick buildings with timber trims. The colour scheme proposed is based on a thorough research investigation of the physical fabric of the Luggage Shed building A14-17 research into the early paint schemes</b> |                         |                          |                         |                                |                 |  |
| <b>Item</b>   | <b>Lining/Substrate</b> | <b>Paint type</b>        | <b>Colour</b>           | <b>Approximate Alternative</b> | <b>Supplier</b> |  |
| Fascia Boards   | Painted Timber          | Gloss Enamel             | White N14- A.S.         |                                | Wattyl          |  |
| Window Frames/Sashes/Sills  | Painted Timber          | Gloss Enamel             | White N14- A.S.         |                                | Wattyl          |  |
| Door Frames   | Painted Timber          | Gloss Enamel             | White N14- A.S.         |                                | Wattyl          |  |
| Door Leaf   | Painted Timber          | Gloss Enamel             | Sea Green (Pascol)      |                                | Wattyl          |  |
| Timber Louvres  | Painted Timber          | Gloss Enamel             | Sea Green (Pascol)      |                                | Wattyl          |  |
| Timber Eave Linings   | Painted Timber          | Gloss Enamel             | Sea Green (Pascol)      |                                | Wattyl          |  |
| Roof Sheeting   | Bluescope Blue Orb      | Factory Applied          | (Gull Grey) Shale Grey  |                                | Bluescope       |  |
| Barge Flashings   | Bluescope Blue Orb      | Factory Applied          | (Gull Grey) Shale Grey  |                                | Bluescope       |  |
| Gutters   | Copper Existing         | N/A                      | -                       | When replacing                 | -               |  |
| Downpipes   | Copper Existing         | N/A                      | -                       | Match roof sheeting            | -               |  |
| Galvanised Vent Stack - Upper   | Painted Galvanised      | Site Verify when roofing | Venetian Red R62- A.S.  |                                | Wattyl          |  |
| Galvanised Vent Stack - Lower   | Painted Galvanised      | Gloss Acrylic            | Venetian Red R62 - A.S. |                                | Wattyl          |  |
| Roller Shutter Door   | Painted Metal           | Gloss Acrylic            | Sea Green (Pascol)      |                                | Wattyl          |  |
| Roller Shutter - Metal Surrounds  | Painted Galvanised      | Gloss Enamel             | Light Grey N35 - A.S.   |                                | Wattyl          |  |
| Galvanised Tube Fencing   | Painted Galvanised      | Gloss Acrylic            | Venetian Red R62 - A.S. |                                | Wattyl          |  |
| External Conduit & Light Fitting  | Painted Galvanised      | Gloss Acrylic            | Van Dyke Brown (Pascol) |                                | Wattyl          |  |
| Concrete Thresholds   | Painted Concrete        | Gloss Acrylic            | Venetian Red R62- A.S.  |                                | Wattyl          |  |

**MAWLAND HOTEL MANAGEMENT PTY LTD.**  
**Quarantine Station**  
**Paint Schedule**

References: "Quarantine Station Paint Schedule" Clive Frain Watty/ Australia Pty. Ltd.

| <b>WHARF PRECINCT BUILDINGS: A11-12</b>   |                         |                    |                         |                                |                 |                 |
|---|-------------------------|--------------------|-------------------------|--------------------------------|-----------------|-----------------|
| <b>Exterior</b>   |                         |                    |                         |                                |                 |                 |
| <b>Note: The majority of the buildings in the wharf precinct are brick buildings with timber trims. The colour scheme proposed is based on a thorough research investigation of the physical fabric of the Luggage Shed building A14-17 research into the early paint schemes</b> |                         |                    |                         |                                |                 |                 |
| <b>Item</b>   | <b>Lining/Substrate</b> | <b>Paint type</b>  | <b>Colour</b>           | <b>Approximate Alternative</b> | <b>Supplier</b> | <b>Supplier</b> |
| Fascia Boards   | Painted Timber          | Gloss Enamel       | White N14- A.S.         |                                | Watty/          | Watty/          |
| Window Frames/Sashes/Sills  | Painted Timber          | Gloss Enamel       | White N14- A.S.         |                                | Watty/          | Watty/          |
| Door Frames   | Painted Timber          | Gloss Enamel       | White N14- A.S.         |                                | Watty/          | Watty/          |
| Door Leaf   | Painted Timber          | Gloss Enamel       | Sea Green (Pascol)      |                                | Watty/          | Watty/          |
| Timber Louvres  | Painted Timber          | Gloss Enamel       | Sea Green (Pascol)      |                                | Watty/          | Watty/          |
| Timber Gates  | Painted Timber          | Gloss Enamel       | White N14- A.S.         |                                | Watty/          | Watty/          |
| Timber Handrails/Balustrades  | Painted Timber          | Gloss Enamel       | White N14- A.S.         |                                | Watty/          | Watty/          |
| Timber Eave Linings   | Painted Timber          | Gloss Enamel       | Sea Green (Pascol)      |                                | Watty/          | Watty/          |
| Eave Linings -- AC sheeting   | Painted AC              | Gloss Enamel       | Sea Green (Pascol)      |                                | Watty/          | Watty/          |
| Eave Linings -- Galvanised  | Painted Galvanised      | Gloss Acrylic      | Sea Green (Pascol)      |                                | Watty/          | Watty/          |
| External Conduit & Light Fitting  | Painted Galvanised      | Gloss Acrylic      | Van Dyke Brown (Pascol) |                                | Watty/          | Watty/          |
| Rainwater Heads (Note: connect copper DP's to copper heads)   | Copper - Retain         | -                  | -                       | -                              | -               | -               |
| Gutters   | BlueScope               | Semi-gloss Acrylic | (Gull Grey) Shale Grey  |                                | BlueScope       | BlueScope       |
| Downpipes   | BlueScope               | Semi-gloss Acrylic | (Gull Grey) Shale Grey  |                                | BlueScope       | BlueScope       |

**MAWLAND HOTEL MANAGEMENT PTY LTD.**  
**Quarantine Station**  
**Paint Schedule**

References: "Quarantine Station Paint Schedule" Clive Frain Watty Australia Pty. Ltd.

| <b>WHARF PRECINCT BUILDINGS: A9</b>   |                         |                    |                         |                                |                 |                 |
|---|-------------------------|--------------------|-------------------------|--------------------------------|-----------------|-----------------|
| <b>Exterior</b>   |                         |                    |                         |                                |                 |                 |
| <b>Note: The majority of the buildings in the wharf precinct are brick buildings with timber trims. The colour scheme proposed is based on a thorough research investigation of the physical fabric of the Luggage Shed building A14-17 research into the early paint schemes</b> |                         |                    |                         |                                |                 |                 |
| <b>Item</b>   | <b>Lining/Substrate</b> | <b>Paint type</b>  | <b>Colour</b>           | <b>Approximate Alternative</b> | <b>Supplier</b> | <b>Supplier</b> |
| Fascia Boards   | Painted Timber          | Gloss Enamel       | White N14- A.S.         |                                | Watty           | Watty           |
| Window Frames/Sashes/Sills  | Painted Timber          | Gloss Enamel       | White N14- A.S.         |                                | Watty           | Watty           |
| Door Frames   | Painted Timber          | Gloss Enamel       | White N14- A.S.         |                                | Watty           | Watty           |
| Door Leaf   | Painted Timber          | Gloss Enamel       | Sea Green (Pascol)      |                                | Watty           | Watty           |
| Timber Louvres  | Painted Timber          | Gloss Enamel       | Sea Green (Pascol)      |                                | Watty           | Watty           |
| Timber Eave Linings   | Painted Timber          | Gloss Enamel       | Sea Green (Pascol)      |                                | Watty           | Watty           |
| Gutters   | Copper Existing         | N/A                | -                       | -                              | -               | -               |
| Downpipes   | Copper Existing         | N/A                | -                       | -                              | -               | -               |
| Barge Flashings   | Painted Galvanised      | Semi-gloss Acrylic | White N14- A.S.         |                                | Watty           | Watty           |
| Electrical Conduit  | Painted Galvanised      | Gloss Acrylic      | Van Dyke Brown (Pascol) |                                | Watty           | Watty           |

**MAWLAND HOTEL MANAGEMENT PTY LTD.  
Quarantine Station  
Paint Schedule**

References: "Quarantine Station Paint Schedule" Clive Frain Watty/ Australia Pty. Ltd.

|  |   |  |
|--|---|--|
|   |   |   |
| <p>Building A14-17 - Source: P Davies 2005</p>                                       | <p>Building A8 – Source: P Davies 2005</p>  | <p>Building A7 – Source: P Davies 2005</p>   |
|  |  |  |
| <p>Building A6 – Source: P Davies 2005</p>   | <p>Building A11-12 – Source: P Davies 2005</p>                                      | <p>Building A9 – Source: P Davies 2005</p>   |

**MAWLAND HOTEL MANAGEMENT PTY LTD.  
Quarantine Station  
Paint Schedule**

References: "Quarantine Station Paint Schedule" Clive Frain Watty/ Australia Pty. Ltd.

**HOSPITAL PRECINCT – Reconstruction  
BUILDINGS: H1**

Department of Environment and Conservation – Parks and Wildlife Division  
Quarantine Station Reconstruction – Building H1  
Paint Schedule

**See attached schedule**

**MAWLAND HOTEL MANAGEMENT PTY LTD.**  
**Quarantine Station**  
**Paint Schedule**

References: "Quarantine Station Paint Schedule" Clive Frain Watty Australia Pty. Ltd.

**HOSPITAL PRECINCT**  
**BUILDINGS: H2**

**Exterior**

**Notes:**

| Item  | Lining/Substrate | Paint type   | Colour                | Approximate Alternative | Supplier |
|---|------------------|--------------|-----------------------|-------------------------|----------|
| Window Sash                                     | Painted Timber   | Gloss Enamel | Warm White X33 – A.S. |                         | Watty    |
| Window Sill/ Outer Frame                        | Painted Timber   | Gloss Enamel | Raw Umber (Pascol)    |                         | Watty    |
| Window Inner Frame                              | Painted Timber   | Gloss Enamel | Light Stone (Pascol)  |                         |          |
| Window Clerestory Sash                          | Painted Timber   | Gloss Enamel | Warm White X33 – A.S. |                         | Watty    |
| Window Clerestory Frame                         | Painted Timber   | Gloss Enamel | Light Stone (Pascol)  | Applewood 36C-2T        | Watty    |
| Door Frames                                     | Painted Timber   | Gloss Enamel | Light Stone (Pascol)  | Applewood 36C-2T        | Watty    |
| Door Architraves                                | Painted Timber   | Gloss Enamel | Raw Umber (Pascol)    |                         | Watty    |
| Door - Transom Windows                          | Painted Timber   | Gloss Enamel | Warm White X33 – A.S. |                         | Watty    |
| Doors (Panels)                                  | Painted Timber   | Gloss Enamel | Light Stone Pascol    | Applewood 36C-2T        | Watty    |
| Doors (Muntins/Rails/Stiles)                    | Painted Timber   | Gloss Enamel | Raw Umber (Pascol)    |                         | Watty    |
| Cross Members to Handrails & Intermediate Posts | Painted Timber   | Gloss Enamel | Light Stone (Pascol)  | Applewood 36C-2T        | Watty    |
| Verandah Post-Handrails                         | Painted Timber   | Gloss Enamel | Raw Umber (Pascol)    |                         | Watty    |
| Rafters & Verandah Beams                        | Painted Timber   | Gloss Enamel | Light Stone (Pascol)  | Applewood 36C-2T        | Watty    |
| Verandah Fascias (lower)                        | Painted Timber   | Gloss Enamel | Light Stone (Pascol)  | Applewood 36C-2T        | Watty    |
| Barge Boards                                    | Painted Timber   | Gloss Enamel | Light Stone (Pascol)  | Applewood 36C-2T        | Watty    |
| Timber Louvres                                  | Painted Timber   | Gloss Enamel | Light Stone (Pascol)  | Applewood 36C-2T        | Watty    |
| Verandah Decking Edges                          | Painted Timber   | Gloss Enamel | Light Stone (Pascol)  | Applewood 36C-2T        | Watty    |



**MAWLAND HOTEL MANAGEMENT PTY LTD.**  
**Quarantine Station**  
**Paint Schedule**

References: "Quarantine Station Paint Schedule" Clive Frain Watty Australia Pty. Ltd.

| Building H2 Continued  |                    |                         |                         |                         |           |  |
|--|--------------------|-------------------------|-------------------------|-------------------------|-----------|--|
| Item   | Lining/Substrate   | Paint type              | Colour                  | Approximate Alternative | Supplier  |  |
| Timber Stairs-Stringers  | Painted Timber     | Gloss Enamel            | Raw Umber (Pascol)      |                         | Watty     |  |
| Timber Stairs- Treads  | Painted Timber     | Gloss Enamel            | Warm White X33 – A.S.   |                         | Watty     |  |
| Tank Stand-Framing   | Painted Timber     | Gloss Enamel            | Warm White X33 – A.S.   |                         | Watty     |  |
| Tank Stand-Decking   | Decking Sealant    | Gloss Enamel            | Warm White X33 – A.S.   |                         | Watty     |  |
| Painted Masonry (basement level) & Chimney                                       | Painted Masonry    | Gloss Acrylic           | Light Stone (Pascol)    | Applewood 36C-2T        | Watty     |  |
| Gutters  | BlueScope          | Factory Applied         | Armour Grey (Windspray) |                         | BlueScope |  |
| Downpipes  | BlueScope          | Factory Applied         | Armour Grey (Windspray) |                         | BlueScope |  |
| Sewerage Vent Stack  | Painted Galvanised | Gloss Acrylic           | Raw Umber (Pascol)      |                         | Watty     |  |
| Sewerage Vent Stack (top)  | Painted Copper     | Clean copper retain for | sampling                | -                       | -         |  |
| Verandah Scotia Molding  | Painted Timber     | Gloss Enamel            | Raspberry R54 – A.S.    |                         | Watty     |  |
| Basement Level Render Edge   | Painted Masonry    | Gloss Enamel            | Raspberry R54 – A.S.    |                         | Watty     |  |
| External Verandah Amenities Entrances off Verandahs Doors - Door Leaf            | Painted Timber     | Gloss Enamel            | Raspberry R54 – A.S.    |                         | Watty     |  |
| External Verandah Amenities Entrances off Verandahs Doors - Architraves & Frames | Painted Timber     | Gloss Enamel            | Starch (Pascol)         |                         | Watty     |  |
| Door Leaf (basement level)   | Painted Timber     | Gloss Enamel            | Palm Green G44 – A.S.   |                         | Watty     |  |
| Door Frame (basement level)  | Painted Timber     | Gloss Enamel            | Warm White X33 – A.S.   |                         | Watty     |  |
| Window Sashes/Frames/Sills (basement level)                                      | Painted Timber     | Gloss Enamel            | Warm White X33 – A.S.   |                         | Watty     |  |

**MAWLAND HOTEL MANAGEMENT PTY LTD.**  
**Quarantine Station**  
**Paint Schedule**

References: "Quarantine Station Paint Schedule" Clive Frain Watty/ Australia Pty. Ltd.

**HOSPITAL PRECINCT**  
**BUILDINGS: H3**

**Exterior**

**Notes:**

| Item                         | Lining/Substrate | Paint type    | Colour                | Approximate Alternative | Supplier |
|------------------------------|------------------|---------------|-----------------------|-------------------------|----------|
| Windows Sash                 | Painted Timber   | Gloss Enamel  | Warm White X33 – A.S. |                         | Watty    |
| Window Frames                | Painted Timber   | Gloss Acrylic | Light Stone (Pascol)  | Applewood 36C-2T        | Watty    |
| Window Architrave/Sills      | Painted Timber   | Gloss Enamel  | Raw Umber (Pascol)    |                         | Watty    |
| Door Frames                  | Painted Timber   | Gloss Enamel  | Light Stone (Pascol)  | Applewood 36C-2T        | Watty    |
| Door Architraves             | Painted Timber   | Gloss Enamel  | Raw Umber (Pascol)    |                         | Watty    |
| Doors (Panels)               | Painted Timber   | Gloss Enamel  | Light Stone Pascol)   | Applewood 36C-2T        | Watty    |
| Doors (Muntins/Rails/Stiles) | Painted Timber   | Gloss Enamel  | Raw Umber (Pascol)    |                         | Watty    |
| Weatherboards                | Painted Timber   | Gloss Enamel  | Light Stone (Pascol)  | Applewood 36C-2T        | Watty    |
| Post & Handrails             | Painted Timber   | Gloss Enamel  | Raw Umber (Pascol)    |                         | Watty    |
| Barge Boards                 | Painted Timber   | Gloss Acrylic | Light Stone (Pascol)  | Applewood 36C-2T        | Watty    |
| Timber Louvres               | Painted Timber   | Gloss Acrylic | Light Stone (Pascol)  | Applewood 36C-2T        | Watty    |
| Rafters & Verandah Beams     | Painted Timber   | Gloss Acrylic | Light Stone (Pascol)  | Applewood 36C-2T        | Watty    |
| Verandah Fascias (lower)     | Painted Timber   | Gloss Acrylic | Light Stone (Pascol)  | Applewood 36C-2T        | Watty    |
| Verandah Decking Edge        | Painted Timber   | Gloss Acrylic | Light Stone (Pascol)  | Applewood 36C-2T        | Watty    |
| Thresholds – Ends Only       | Painted Timber   | Gloss Acrylic | Light Stone (Pascol)  | Applewood 36C-2T        | Watty    |
| Verandah Ceiling –Breezeway  | Painting Lining  | Gloss Acrylic | White N14 – A.S.      |                         | Watty    |

**MAWLAND HOTEL MANAGEMENT PTY LTD.  
Quarantine Station  
Paint Schedule**

References: "Quarantine Station Paint Schedule" Clive Frain Watty/ Australia Pty. Ltd.

| <b>Building H3 Hospital<br/>Continued</b> |                         |                   |                         |                                    |                 |  |
|---|-------------------------|-------------------|-------------------------|------------------------------------|-----------------|--|
| <b>Item</b>                               | <b>Lining/Substrate</b> | <b>Paint type</b> | <b>Colour</b>           | <b>Approximate<br/>Alternative</b> | <b>Supplier</b> |  |
| Gutters                                   | BlueScope               | Factory Applied   | Armour Grey (Windspray) |                                    | BlueScope       |  |
| Downpipes                                 | BlueScope               | Factory Applied   | Armour Grey (Windspray) |                                    | BlueScope       |  |
| Sewerage Vent Stack                       | Painted Galvanised      | Gloss Acrylic     | Light Stone (Pascol)    | Applewood 36C-2T                   | Watty/          |  |

**MAWLAND HOTEL MANAGEMENT PTY LTD.**  
**Quarantine Station**  
**Paint Schedule**

References: "Quarantine Station Paint Schedule" Clive Frain Watty Australia Pty. Ltd.

**HOSPITAL PRECINCT**  
**BUILDINGS: H4**

**Exterior**

**Notes:**

| Item                         | Lining/Substrate | Paint type   | Colour                | Approximate Alternative | Supplier |
|------------------------------|------------------|--------------|-----------------------|-------------------------|----------|
| Window Sash                  | Painted Timber   | Gloss Enamel | Warm White X33 – A.S. |                         | Watty    |
| Window Frames                | Painted Timber   | Gloss Enamel | Light Stone (Pascol)  | Applewood 36C-2T        | Watty    |
| Window Architraves           | Painted Timber   | Gloss Enamel | Raw Umber (Pascol)    |                         | Watty    |
| Door Frames                  | Painted Timber   | Gloss Enamel | Light Stone (Pascol)  | Applewood 36C-2T        | Watty    |
| Door Architraves             | Painted Timber   | Gloss Enamel | Raw Umber (Pascol)    |                         | Watty    |
| Doors (Panels)               | Painted Timber   | Gloss Enamel | Light Stone Pascol    | Applewood 36C-2T        | Watty    |
| (Doors) Muntins/Rails/Stiles | Painted Timber   | Gloss Enamel | Raw Umber Pascol      |                         | Watty    |
| Weatherboards                | Painted Timber   | Gloss Enamel | Light Stone (Pascol)  | Applewood 36C-2T        | Watty    |
| Post & Handrails             | Painted Timber   | Gloss Enamel | Raw Umber (Pascol)    |                         | Watty    |
| Rafters & Verandah Beams     | Painted Timber   | Gloss Enamel | Light Stone (Pascol)  | Applewood 36C-2T        | Watty    |
| Barge Boards                 | Painted Timber   | Gloss Enamel | Light Stone (Pascol)  | Applewood 36C-2T        | Watty    |
| Timber Louvres               | Painted Timber   | Gloss Enamel | Light Stone (Pascol)  | Applewood 36C-2T        | Watty    |
| Verandah Fascias (lower)     | Painted Timber   | Gloss Enamel | Light Stone (Pascol)  | Applewood 36C-2T        | Watty    |
| Verandah Decking Edge        | Painted Timber   | Gloss Enamel | Light Stone (Pascol)  | Applewood 36C-2T        | Watty    |
| Threshold Ends               | Painted Timber   | Gloss Enamel | Light Stone (Pascol)  | Applewood 36C-2T        | Watty    |

**MAWLAND HOTEL MANAGEMENT PTY LTD.  
Quarantine Station  
Paint Schedule**

References: "Quarantine Station Paint Schedule" Clive Frain Wattyl Australia Pty. Ltd.

| <b>Building H4 Hospital<br/>Continued</b> |                         |                   |                         |                                    |                 |  |
|---|-------------------------|-------------------|-------------------------|------------------------------------|-----------------|--|
| <b>Item</b>                               | <b>Lining/Substrate</b> | <b>Paint type</b> | <b>Colour</b>           | <b>Approximate<br/>Alternative</b> | <b>Supplier</b> |  |
| Sewerage Vent Stack                       | Painted Galvanised      | Gloss Acrylic     | Light Stone (Pascol)    |                                    | Wattyl          |  |
| Gutters                                   | BlueScope               | Factory Applied   | Armour Grey (Windspray) |                                    | BlueScope       |  |
| Downpipes                                 | BlueScope               | Factory Applied   | Armour Grey (Windspray) |                                    | BlueScope       |  |
| Painted Masonry/Chimney                   | Painted Masonry         | Gloss Acrylic     | Light Stone (Pascol)    |                                    | Wattyl          |  |

**MAWLAND HOTEL MANAGEMENT PTY LTD.**  
**Quarantine Station**  
**Paint Schedule**

References: "Quarantine Station Paint Schedule" Clive Frain Watty/ Australia Pty. Ltd.

| <b>HOSPITAL PRECINCT</b>                         |                         |                   |                       |                                |                 |  |
|--|-------------------------|-------------------|-----------------------|--------------------------------|-----------------|--|
| <b>BUILDINGS: H5</b>                             |                         |                   |                       |                                |                 |  |
| <b>Exterior</b>                                  |                         |                   |                       |                                |                 |  |
| <b>Notes:</b>                                    |                         |                   |                       |                                |                 |  |
| <b>Item</b>                                      | <b>Lining/Substrate</b> | <b>Paint type</b> | <b>Colour</b>         | <b>Approximate Alternative</b> | <b>Supplier</b> |  |
| Window Sash                                      | Painted Timber          | Gloss Enamel      | Warm White X33 – A.S. |                                | Watty/          |  |
| Window Frames (North West)                       | Painted Timber          | Gloss Enamel      | Raw Umber (Pascol)    |                                | Watty/          |  |
| Window Frames (All Others except NW entry area.) | Painted Timber          | Gloss Enamel      | Light Stone (Pascol)  | Applewood 36C-2T               | Watty/          |  |
| Window Architraves                               | Painted Timber          | Gloss Enamel      | Raw Umber (Pascol)    |                                |                 |  |
| Door Frames                                      | Painted Timber          | Gloss Enamel      | Light Stone (Pascol)  | Applewood 36C-2T               | Watty/          |  |
| Door Architraves                                 | Painted Timber          | Gloss Enamel      | Raw Umber (Pascol)    |                                | Watty/          |  |
| Doors (Panels)                                   | Painted Timber          | Gloss Enamel      | Light Stone (Pascol)  | Applewood 36C-2T               | Watty/          |  |
| Doors (Muntins/Rails/Stiles)                     | Painted Timber          | Gloss Enamel      | Raw Umber Pascol      |                                |                 |  |
| Weatherboards                                    | Painted Timber          | Gloss Enamel      | Light Stone (Pascol)  | Applewood 36C-2T               | Watty/          |  |
| Post & Handrails                                 | Painted Timber          | Gloss Enamel      | Raw Umber (Pascol)    |                                | Watty/          |  |
| Rafters & Verandah Beams                         | Painted Timber          | Gloss Enamel      | Light Stone (Pascol)  | Applewood 36C-2T               | Watty/          |  |
| Barge Boards                                     | Painted Timber          | Gloss Enamel      | Light Stone (Pascol)  | Applewood 36C-2T               | Watty/          |  |
| Timber Louvres                                   | Painted Timber          | Gloss Enamel      | Light Stone (Pascol)  | Applewood 36C-2T               | Watty/          |  |
| Verandah Fascias (lower)                         | Painted Timber          | Gloss Enamel      | Light Stone (Pascol)  | Applewood 36C-2T               | Watty/          |  |
| Verandah Decking Edge                            | Painted Timber          | Gloss Enamel      | Light Stone (Pascol)  | Applewood 36C-2T               | Watty/          |  |
| Threshold Ends                                   | Painted Timber          | Gloss Enamel      | Light Stone (Pascol)  | Applewood 36C-2T               | Watty/          |  |

**MAWLAND HOTEL MANAGEMENT PTY LTD.**  
**Quarantine Station**  
**Paint Schedule**

References: "Quarantine Station Paint Schedule" Clive Frain Watty/ Australia Pty. Ltd.

| <b>Building H5 Hospital<br/>Continued</b> |                         |                   |                         |                                    |                 |  |  |  |
|---|-------------------------|-------------------|-------------------------|------------------------------------|-----------------|--|--|--|
| <b>Item</b>                               | <b>Lining/Substrate</b> | <b>Paint type</b> | <b>Colour</b>           | <b>Approximate<br/>Alternative</b> | <b>Supplier</b> |  |  |  |
| Sewerage Vent Stack                       | Painted Galvanised      | Gloss Enamel      | Light Stone (Pascol)    | Applewood 36C-2T                   | Watty           |  |  |  |
| Gutters                                   | BlueScope               | Factory Applied   | Armour Grey (Windspray) |                                    | BlueScope       |  |  |  |
| Downpipes                                 | BlueScope               | Factory Applied   | Armour Grey (Windspray) |                                    | BlueScope       |  |  |  |
| Painted Masonry/Chimney                   | Painted Masonry         | Gloss Enamel      | Light Stone (Pascol)    | Applewood 36C-2T                   | Watty           |  |  |  |

**MAWLAND HOTEL MANAGEMENT PTY LTD.**  
**Quarantine Station**  
**Paint Schedule**

References: "Quarantine Station Paint Schedule" Clive Frain Watty/ Australia Pty. Ltd.

| <b>HOSPITAL PRECINCT</b> |                         |                   |                         |                                |                 |                 |
|--------------------------|-------------------------|-------------------|-------------------------|--------------------------------|-----------------|-----------------|
| <b>BUILDINGS: H6</b>     |                         |                   |                         |                                |                 |                 |
| <b>Exterior</b>          |                         |                   |                         |                                |                 |                 |
| <b>Notes:</b>            |                         |                   |                         |                                |                 |                 |
| <b>Item</b>              | <b>Lining/Substrate</b> | <b>Paint type</b> | <b>Colour</b>           | <b>Approximate Alternative</b> | <b>Supplier</b> | <b>Supplier</b> |
| Window Sash              | Painted Timber          | Gloss Enamel      | Warm White X33 – A.S.   |                                | Watty           | Watty           |
| Window Frames            | Painted Timber          | Gloss Enamel      | Light Stone (Pascol)    | Applewood 36C-2T               | Watty           | Watty           |
| Window Architraves/Sills | Painted Timber          | Gloss Enamel      | Raw Umber (Pascol)      |                                | Watty           | Watty           |
| Door Frames              | Painted Timber          | Gloss Enamel      | Light Stone (Pascol)    | Applewood 36C-2T               | Watty           | Watty           |
| Door Transoms            | Painted Timber          | Gloss Enamel      | White N14 – A.S.        |                                | Watty           | Watty           |
| Door Architraves         | Painted Timber          | Gloss Enamel      | Raw Umber (Pascol)      |                                | Watty           | Watty           |
| Doors (Panels)           | Painted Timber          | Gloss Enamel      | Light Stone (Pascol)    | Applewood 36C-2T               | Watty           | Watty           |
| Doors (Rails/Stiles)     | Painted Timber          | Gloss Enamel      | Raw Umber (Pascol)      |                                | Watty           | Watty           |
| Rafters/Eave Linings     | Painted Timber          | Gloss Enamel      | Light Stone (Pascol)    | Applewood 36C-2T               | Watty           | Watty           |
| Barge Boards             | Painted Timber          | Gloss Enamel      | Light Stone (Pascol)    | Applewood 36C-2T               | Watty           | Watty           |
| Timber Louvers           | Painted Timber          | Gloss Enamel      | Light Stone (Pascol)    | Applewood 36C-2T               | Watty           | Watty           |
| Thresholds               | Painted Masonry         | Gloss Acrylic     | Raspberry R54 – A.S.    |                                | Watty           | Watty           |
| Gutters                  | BlueScope               | Factory Applied   | Armour Grey (Windspray) |                                | BlueScope       | BlueScope       |
| Downpipes                | BlueScope               | Factory Applied   | Armour Grey (Windspray) |                                | BlueScope       | BlueScope       |



**MAWLAND HOTEL MANAGEMENT PTY LTD.**  
**Quarantine Station**  
**Paint Schedule**

References: "Quarantine Station Paint Schedule" Clive Frain Watty/ Australia Pty. Ltd.

**HOSPITAL PRECINCT**  
**BUILDINGS: H14**

**Exterior**

**Notes:**

| Item                         | Lining/Substrate   | Paint type      | Colour                  | Approximate Alternative | Supplier  |
|------------------------------|--------------------|-----------------|-------------------------|-------------------------|-----------|
| Window Sash                  | Painted Timber     | Gloss Enamel    | Warm White X33 – A.S.   |                         | Watty     |
| Window Architrave/Sill/Frame | Painted Timber     | Gloss Enamel    | Raw Umber (Pascol)      |                         | Watty     |
| Door Frames                  | Painted Timber     | Gloss Enamel    | Light Stone (Pascol)    | Applewood 36C-2T        | Watty     |
| Door Architraves             | Painted Timber     | Gloss Enamel    | Raw Umber (Pascol)      |                         | Watty     |
| Doors (Panels)               | Painted Timber     | Gloss Enamel    | Light Stone (Pascol)    | Applewood 36C-2T        | Watty     |
| Doors (Muntins/Rails/Stiles) | Painted Timber     | Gloss Enamel    | Raw Umber (Pascol)      |                         | Watty     |
| Rafters & Verandah Beams     | Painted Timber     | Gloss Enamel    | Light Stone (Pascol)    | Applewood 36C-2T        | Watty     |
| Verandah Fascia              | Painted Timber     | Gloss Enamel    | Light Stone (Pascol)    | Applewood 36C-2T        | Watty     |
| Verandah Decking Edge        | Painted Timber     | Gloss Enamel    | Light Stone (Pascol)    | Applewood 36C-2T        | Watty     |
| Weatherboards                | Painted Timber     | Gloss Enamel    | Light Stone (Pascol)    | Applewood 36C-2T        | Watty     |
| Barge Boards                 | Painted Timber     | Gloss Enamel    | Light Stone (Pascol)    | Applewood 36C-2T        | Watty     |
| Metal Vent Covers            | Painted Timber     | Gloss Enamel    | Light Stone (Pascol)    | Applewood 36C-2T        | Watty     |
| Gutters                      | BlueScope          | Factory Applied | Armour Grey (Windspray) |                         | BlueScope |
| Downpipes                    | BlueScope          | Factory Applied | Armour Grey (Windspray) |                         | BlueScope |
| Barge Flashing               | BlueScope          | Factory Applied | Armour Grey (Windspray) |                         | BlueScope |
| Handrail – Galvanised Pipe   | Painted Galvanised | Gloss Enamel    | Raw Umber (Pascol)      |                         | Watty     |
| Electrical Conduit           | Painted Galvanised | Gloss Enamel    | Light Stone (Pascol)    | Applewood 36C-2T        | Watty     |




**MAWLAND HOTEL MANAGEMENT PTY LTD.  
Quarantine Station  
Paint Schedule**

References: "Quarantine Station Paint Schedule" Clive Frain Watty Australia Pty. Ltd.

|   |  |
|---|--|
|   |   |
| <p>Building H2 – Source: P Davies 2005</p>  | <p>Building H3 – Source: P Davies 2005</p>   |
|  |  |
| <p>Building H4 – Source: P Davies 2005</p>  | <p>Building H4 – Source: P Davies 2005</p>   |

**MAWLAND HOTEL MANAGEMENT PTY LTD.  
Quarantine Station  
Paint Schedule**

References: "Quarantine Station Paint Schedule" Clive Frain Watty/ Australia Pty. Ltd.

|  |  |
|--|--|
|   |  |
| <p><b>Building H5 – Source: P Davies 2005</b></p>                                    | <p><b>Building H6 – Source: P Davies 2005</b></p>                                  |
|  |  |
| <p><b>Building H14 – Source: P Davies 2005</b></p>                                   |  |

**MAWLAND HOTEL MANAGEMENT PTY LTD.**  
**Quarantine Station**  
**Paint Schedule**

References: "Quarantine Station Paint Schedule" Clive Frain Watty/ Australia Pty. Ltd.

**ISOLATION PRECINCT**

**BUILDINGS: H7, H8, H9, H10, H11**

**Exterior**

Notes:

| Item                   | Lining/Substrate   | Paint type      | Colour                  | Approximate Alternative | Supplier  |
|------------------------|--------------------|-----------------|-------------------------|-------------------------|-----------|
| Fascia Boards          | Painted Timber     | Gloss Enamel    | Off white Y35 – A.S.    |                         | Watty     |
| Window Sashes          | Painted Timber     | Gloss Enamel    | Off white Y35 – A.S.    |                         | Watty     |
| Window Frames          | Painted Timber     | Gloss Enamel    | Light Stone (Pascol)    | Applewood 36C-2T        | Watty     |
| Window Architraves     | Painted Timber     | Gloss Enamel    | Off white Y35 – A.S.    |                         | Watty     |
| Door Frames            | Painted Timber     | Gloss Enamel    | Light Stone (Pascol)    | Applewood 36C-2T        | Watty     |
| Door Architraves       | Painted Timber     | Gloss Enamel    | Off white Y35 – A.S.    |                         | Watty     |
| Door Leaf              | Painted Timber     | Gloss Enamel    | Raspberry R54 – A.S.    |                         | Watty     |
| Weatherboards          | Painted Timber     | Gloss Enamel    | Biscuit X42 – A.S       |                         | Watty     |
| Posts/Handrails        | Painted Timber     | Gloss Enamel    | R54 Raspberry – A.S.    |                         | Watty     |
| Handrail Cross Members | Painted Timber     | Gloss Enamel    | Off white Y35 – A.S.    |                         | Watty     |
| Rafters/Beams/Battens  | Painted Timber     | Gloss Enamel    | Off white Y35 – A.S.    |                         | Watty     |
| Verandah Fascias       | Painted Timber     | Gloss Enamel    | Light Stone (Pascol)    | Applewood 36C-2T        | Watty     |
| Verandah Decking Edge  | Painted Timber     | Gloss Enamel    | Raspberry R54 – A.S.    |                         | Watty     |
| Thresholds             | Painted Timber     | Gloss Enamel    | Raspberry R54 – A.S.    |                         | Watty     |
| Roof Sheeting          | BlueScope          | Factory Applied | Armour Grey (Windspray) |                         | BlueScope |
| Gutters                | BlueScope          | Factory Applied | Armour Grey (Windspray) |                         | BlueScope |
| Downpipes              | BlueScope          | Factory Applied | Armour Grey (Windspray) |                         | BlueScope |
| Barge Flashings        | BlueScope          | Factory Applied | Armour Grey (Windspray) |                         | BlueScope |
| Sewerage Vent Stacks   | Painted Galvanised | Gloss Acrylic   | Biscuit X42– A.S        |                         | Watty     |





**MAWLAND HOTEL MANAGEMENT PTY LTD.**  
**Quarantine Station**  
**Paint Schedule**

References: "Quarantine Station Paint Schedule" Clive Frain Watty/ Australia Pty. Ltd.

| <b>ISOLATION PRECINCT BUILDINGS: H15</b> |                         |                    |                         |                                |                 |  |
|--|-------------------------|--------------------|-------------------------|--------------------------------|-----------------|--|
| <b>Exterior</b>                          |                         |                    |                         |                                |                 |  |
| <b>Notes:</b>                            |                         |                    |                         |                                |                 |  |
| <b>Item</b>                              | <b>Lining/Substrate</b> | <b>Paint type</b>  | <b>Colour</b>           | <b>Approximate Alternative</b> | <b>Supplier</b> |  |
| Fascia Boards                            | Painted Timber          | Gloss Enamel       | Off white Y35 – A.S.    |                                | Watty/          |  |
| Window Sashes                            | Painted Timber          | Gloss Enamel       | Off white Y35 – A.S.    |                                | Watty/          |  |
| Window Architraves                       | Painted Timber          | Gloss Enamel       | Off white Y35 – A.S.    |                                | Watty/          |  |
| Window Shutters                          | Painted Timber          | Gloss Enamel       | Off white Y35 – A.S.    |                                | Watty/          |  |
| Door Frames                              | Painted Timber          | Gloss Enamel       | Off white Y35 – A.S.    |                                | Watty/          |  |
| Door Leaf                                | Painted Timber          | Gloss Enamel       | Raspberry R54 – A.S.    |                                | Watty/          |  |
| AC Cladding & Fixings                    | Painted AC              | Gloss Acrylic      | Manilla Y45 – A.S.      |                                | Watty/          |  |
| Rafters/Outriggers                       | Painted Timber          | Gloss Enamel       | Off white Y35 – A.S.    |                                | Watty/          |  |
| Roof Sheeting                            | BlueScope               | Semi-gloss Acrylic | Armour Grey (Windspray) |                                | BlueScope       |  |
| Gutters                                  | BlueScope               | Factory Applied    | Armour Grey (Windspray) |                                | BlueScope       |  |
| Downpipes                                | BlueScope               | Factory Applied    | Armour Grey (Windspray) |                                | BlueScope       |  |
| Barge Flashings                          | BlueScope               | Factory Applied    | Armour Grey (Windspray) |                                | BlueScope       |  |

**MAWLAND HOTEL MANAGEMENT PTY LTD.  
Quarantine Station  
Paint Schedule**

References: "Quarantine Station Paint Schedule" Clive Frain Watty/ Australia Pty. Ltd.


|  |   |
|--|---|
|   |   |
| <p>Building H7 – Source: P Davies 2005</p>   | <p>Building H8 – Source: P Davies 2005</p>  |
|  |  |
| <p>Building H9 – Source: P Davies 2005</p>   | <p>Building H10 – Source: P Davies 2005</p>   |

**MAWLAND HOTEL MANAGEMENT PTY LTD.  
Quarantine Station  
Paint Schedule**

References: "Quarantine Station Paint Schedule" Clive Frain Watty/ Australia Pty. Ltd.



Building H11 – Source: P Davies 2005



Building H15 – Source: P Davies 2005

**MAWLAND HOTEL MANAGEMENT PTY LTD.**  
**Quarantine Station**  
**Paint Schedule**

References: "Quarantine Station Paint Schedule" Clive Frain Watty/ Australia Pty. Ltd.

| <b>FIRST CLASS PRECINCT BUILDINGS: P1</b>     |                         |                   |                            |                                |                 |  |
|---|-------------------------|-------------------|----------------------------|--------------------------------|-----------------|--|
| <b>Exterior</b>                               |                         |                   |                            |                                |                 |  |
| <b>Notes:</b>                                 |                         |                   |                            |                                |                 |  |
| <b>Item</b>                                   | <b>Lining/Substrate</b> | <b>Paint type</b> | <b>Colour</b>              | <b>Approximate Alternative</b> | <b>Supplier</b> |  |
| Window Sashes                                 | Painted Timber          | Gloss Enamel      | Oatmeal Y54 – A.S.         | Applewood 36C-2T               | Watty/          |  |
| Window Architrave/Frame/Sill                  | Painted Timber          | Gloss Enamel      | Nut Brown X55 – A.S        |                                | Watty/          |  |
| Window Louvre – Frame                         | Painted Timber          | Gloss Enamel      | Oatmeal Y54 – A.S.         | Applewood 36C-2T               | Watty/          |  |
| Door Transom                                  | Painted Timber          | Gloss Enamel      | Oatmeal Y54 – A.S.         | Applewood 36C-2T               | Watty/          |  |
| Doors (Panels)                                | Painted Timber          | Gloss Enamel      | Oatmeal Y54 – A.S.         | Applewood 36C-2T               | Watty/          |  |
| Doors (Muntins, Rails & Stiles)               | Painted Timber          | Gloss Enamel      | Nut Brown X55 – A.S.       |                                | Watty/          |  |
| Door Frames                                   | Painted Timber          | Gloss Enamel      | Oatmeal Y54 – A.S.         | Applewood 36C-2T               | Watty/          |  |
| Weatherboards                                 | Painted Timber          | Gloss Enamel      | Oatmeal Y54 – A.S.         | Applewood 36C-2T               | Watty/          |  |
| Verandah Posts                                | Painted Timber          | Gloss Enamel      | Deep Indian Red R64 – A.S. |                                | Watty/          |  |
| Verandah Beams                                | Painted Timber          | Gloss Enamel      | Oatmeal Y54 – A.S.         | Applewood 36C-2T               | Watty/          |  |
| Top Section of Verandah Post                  | Painted Timber          | Gloss Enamel      | White N14 – A.S.           |                                | Watty/          |  |
| Verandah Post Architraves                     | Painted Timber          | Gloss Enamel      | Oatmeal Y54 – A.S.         | Applewood 36C-2T               | Watty/          |  |
| Rafters                                       | Painted Timber          | Gloss Enamel      | Blue Quarry P37-B7         |                                | Watty/          |  |
| Roof Vents - Louvres                          | Painted Timber          | Gloss Enamel      | Oatmeal Y54 – A.S.         | Applewood 36C-2T               | Watty/          |  |
| Roof Vent Barge Board                         | Painted Timber          | Gloss Enamel      | Oatmeal Y54 – A.S.         | Applewood 36C-2T               | Watty/          |  |
| Verandah Fascia & Scotia Moulding to Verandah | Painted Timber          | Gloss Enamel      | Deep Indian Red R64 – A.S. |                                | Watty/          |  |
| Handrail – Top                                | Painted Timber          | Gloss Enamel      | Oatmeal Y54 – A.S.         | Applewood 36C-2T               | Watty/          |  |
|   |                         |                   | Deep Indian Red R64 – A.S. |                                |                 |  |



**MAWLAND HOTEL MANAGEMENT PTY LTD.  
Quarantine Station  
Paint Schedule**

References: "Quarantine Station Paint Schedule" Clive Frain Watty Australia Pty. Ltd.

| Building P1 Continued       |                    |                    |                            |                         |           |  |
|-----------------------------|--------------------|--------------------|----------------------------|-------------------------|-----------|--|
| Item                        | Lining/Substrate   | Paint type         | Colour                     | Approximate Alternative | Supplier  |  |
| Handrail – Midrail Timber   | Painted Timber     | Gloss Enamel       | Oatmeal Y54 – A.S.         | Applewood 36C-2T        | Watty     |  |
| Door Thresholds             | Painted Timber     | Gloss Enamel       | Deep Indian Red R64 – A.S. |                         | Watty     |  |
| Sewerage Vent Stack         | Painted Galvanised | Gloss Acrylic      | Oatmeal Y54 – A.S.         | Applewood 36C-2T        | Watty     |  |
| Downpipes                   | BlueScope          | Factory Applied    | Armour Grey (Windspray)    |                         | BlueScope |  |
| Gutters                     | BlueScope          | Factory Applied    | Armour Grey (Windspray)    |                         | BlueScope |  |
| External Electrical Fitting | Painted Galvanised | Gloss Acrylic      | Brown (Pascol)             |                         | Watty     |  |
| Masonry – Chimney           | Painted Masonry    | Gloss Acrylic      | Oatmeal Y54 – A.S.         | Applewood 36C-2T        | Watty     |  |
| AC Roof Sheeting            | Painted AC         | Semi-gloss Acrylic | Armour Grey (Windspray)    |                         | Watty     |  |
| Metal Roof Sheeting         | BlueScope          | Factory Applied    | Armour Grey (Windspray)    |                         | BlueScope |  |

**MAWLAND HOTEL MANAGEMENT PTY LTD.  
Quarantine Station  
Paint Schedule**

References: "Quarantine Station Paint Schedule" Clive Frain Wattyl Australia Pty. Ltd.

| <b>FIRST CLASS PRECINCT<br/>BUILDINGS: P3 &amp; P7</b> |                         |                   |                            |                                |                 |  |
|--|-------------------------|-------------------|----------------------------|--------------------------------|-----------------|--|
| <b>Exterior</b>  |                         |                   |                            |                                |                 |  |
| <b>Notes:</b>  |                         |                   |                            |                                |                 |  |
| <b>Item</b>  | <b>Lining/Substrate</b> | <b>Paint type</b> | <b>Colour</b>              | <b>Approximate Alternative</b> | <b>Supplier</b> |  |
| Window Sashes  | Painted Timber          | Gloss Enamel      | Oatmeal Y54 – A.S.         |                                | Wattyl          |  |
| Window Frames  | Painted Timber          | Gloss Enamel      | Oatmeal Y54 – A.S.         | Applewood 36C-2T               | Wattyl          |  |
| Window Architraves                                     | Painted Timber          | Gloss Enamel      | Nut Brown X55 – A.S.       |                                | Wattyl          |  |
| Doors (Panels)   | Painted Timber          | Gloss Enamel      | Oatmeal Y54 – A.S.         | Applewood 36C-2T               | Wattyl          |  |
| Doors (Muntins, Rails & Stiles)                        | Painted Timber          | Gloss Enamel      | Nut Brown X55 – A.S.       |                                | Wattyl          |  |
| Door Frames  | Painted Timber          | Gloss Enamel      | Nut Brown X55 – A.S.       | Applewood 36C-2T               | Wattyl          |  |
| Door Architraves                                       | Painted Timber          | Gloss Enamel      | Nut Brown X55 – A.S.       |                                | Wattyl          |  |
| Weatherboards  | Painted Timber          | Gloss Enamel      | Oatmeal Y54 – A.S.         | Applewood 36C-2T               | Wattyl          |  |
| Verandah Posts   | Painted Timber          | Gloss Enamel      | Deep Indian Red R64 – A.S. |                                | Wattyl          |  |
| Verandah Beams   | Painted Timber          | Gloss Enamel      | Oatmeal Y54 – A.S.         | Applewood 36C-2T               | Wattyl          |  |
| Rafters  | Painted Timber          | Gloss Enamel      | Blue Quarry P37-B7         | Applewood 36C-2T               | Wattyl          |  |
| Roof Vents/Louvres                                     | Painted Timber          | Gloss Enamel      | Oatmeal Y54 – A.S.         | Applewood 36C-2T               | Wattyl          |  |
| Roof Vent Barge Board                                  | Painted Timber          | Gloss Enamel      | Deep Indian Red R64 – A.S. |                                | Wattyl          |  |
| Verandah Fascia & Scotia Molding to verandah           | Painted Timber          | Gloss Enamel      | Oatmeal Y54 – A.S.         | Applewood 36C-2T               | Wattyl          |  |
| Handrail – Timber                                      | Painted Timber          | Gloss Enamel      | Deep Indian Red R64 – A.S. |                                | Wattyl          |  |
| Handrail Cross Members/ Intermediate Post/ Bottom Rail | Painted Timber          | Gloss Enamel      | Oatmeal Y54 – A.S.         | Applewood 36C-2T               | Wattyl          |  |
| Door Thresholds  | Painted Timber          | Gloss Enamel      | Deep Indian Red R64 – A.S. |                                | Wattyl          |  |

**MAWLAND HOTEL MANAGEMENT PTY LTD.**  
**Quarantine Station**  
**Paint Schedule**

References: "Quarantine Station Paint Schedule" Clive Frain Wattyl Australia Pty. Ltd.

| <b>Building P3&amp;P7 Continued</b> |                         |                    |                            |                                |                 |  |
|-------------------------------------|-------------------------|--------------------|----------------------------|--------------------------------|-----------------|--|
| <b>Item</b>                         | <b>Lining/Substrate</b> | <b>Paint type</b>  | <b>Colour</b>              | <b>Approximate Alternative</b> | <b>Supplier</b> |  |
| Sewerage Vent Stack-Lower           | Painted Galvanised      | Gloss Acrylic      | Oatmeal Y54 – A.S.         | Applewood 36C-2T               | Wattyl          |  |
| Sewerage Vent Stack-Upper           | Painted Galvanised      | Gloss Acrylic      | Nut Brown X55 – A.S.       |                                | Wattyl          |  |
| External Electrical Fitting         | Painted Galvanised      | Gloss Acrylic      | Brown (Pascal)             |                                | Wattyl          |  |
| Masonry Chimney - Bottom            | Painted Masonry         | Gloss Acrylic      | Oatmeal Y54 – A.S.         | Applewood 36C-2T               | Wattyl          |  |
| Masonry Chimney - Top               | Painted Masonry         | Gloss Acrylic      | Deep Indian Red R64 – A.S. |                                | Wattyl          |  |
| Gutters                             | BlueScope               | Factory Applied    | Armour Grey (Windspray)    |                                | BlueScope       |  |
| Downpipes                           | BlueScope               | Factory Applied    | Armour Grey (Windspray)    |                                | BlueScope       |  |
| Concrete Roof Tiles                 | Painted Concrete        | Semi-gloss Acrylic | Armour Grey (Windspray)    |                                | Wattyl          |  |

**MAWLAND HOTEL MANAGEMENT PTY LTD.**  
**Quarantine Station**  
**Paint Schedule**

References: "Quarantine Station Paint Schedule" Clive Frain Watty/ Australia Pty. Ltd.

| <b>FIRST CLASS PRECINCT BUILDINGS: P5</b>                |                         |                   |                            |                                |                 |  |
|--|-------------------------|-------------------|----------------------------|--------------------------------|-----------------|--|
| <b>Exterior</b>  |                         |                   |                            |                                |                 |  |
| <b>Notes:</b>  |                         |                   |                            |                                |                 |  |
| <b>Item</b>  | <b>Lining/Substrate</b> | <b>Paint type</b> | <b>Colour</b>              | <b>Approximate Alternative</b> | <b>Supplier</b> |  |
| Window Sashe/Frame (Grd Fir)                             | Painted Timber          | Gloss Enamel      | Oatmeal Y54 – A.S.         | Applewood 36C-2T               | Watty/          |  |
| Window Architrave/Sill (Grd Fir)                         | Painted Timber          | Gloss Enamel      | Nut Brown X55 – A.S.       |                                | Watty/          |  |
| Doors Panels (Grd Fir)                                   | Painted Timber          | Gloss Enamel      | Oatmeal Y54 – A.S.         | Applewood 36C-2T               | Watty/          |  |
| Doors (Muntins, Rails & Stiles - Grd Fir)                | Painted Timber          | Gloss Enamel      | Nut Brown X55 – A.S.       |                                | Watty/          |  |
| Door Frames (Grd Fir)                                    | Painted Timber          | Gloss Enamel      | Oatmeal Y54 – A.S.         | Applewood 36C-2T               | Watty/          |  |
| Weatherboards  | Painted Timber          | Gloss Enamel      | Oatmeal Y54 – A.S.         | Applewood 36C-2T               | Watty/          |  |
| Door Thresholds (Grd Fir)                                | Painted Timber          | Gloss Enamel      | Deep Indian Red R64 – A.S. |                                |                 |  |
| Verandah Posts   | Painted Timber          | Gloss Enamel      | Deep Indian Red R64 – A.S. |                                | Watty/          |  |
| Verandah Beams   | Painted Timber          | Gloss Enamel      | Oatmeal Y54 – A.S.         | Applewood 36C-2T               | Watty/          |  |
| Top Section of Verandah                                  | Painted Timber          | Gloss Enamel      | White N14 – A.S.           |                                | Watty/          |  |
| Verandah Post Architraves                                | Painted Timber          | Gloss Enamel      | Oatmeal Y54 – A.S.         | Applewood 36C-2T               | Watty/          |  |
| Rafters  | Painted Timber          | Gloss Enamel      | Blue Quarry P37-B7         | Applewood 36C-2T               |                 |  |
| Roof Vents/Louvres                                       | Painted Timber          | Gloss Acrylic     | Oatmeal Y54 – A.S.         | Applewood 36C-2T               | Watty/          |  |
| Roof Vent Barge Board                                    | Painted Timber          | Gloss Enamel      | Deep Indian Red R64 – A.S. |                                | Watty/          |  |
| Verandah Fascia & Scotia Molding to verandah             | Painted Timber          | Gloss Enamel      | Oatmeal Y54 – A.S.         | Applewood 36C-2T               | Watty/          |  |
| Handrail – Timber  | Painted Timber          | Gloss Enamel      | Deep Indian Red R64 – A.S. |                                | Watty/          |  |
| Handrail – Cross Members/ Intermediate Post/ Bottom Rail | Painted Timber          | Gloss Enamel      | Oatmeal Y54 – A.S.         | Applewood 36C-2T               | Watty/          |  |

# MAWLAND HOTEL MANAGEMENT PTY LTD.

## Quarantine Station

### Paint Schedule

References: "Quarantine Station Paint Schedule" Clive Frain Watty/ Australia Pty. Ltd.

| Building P5 Continued       |                    |                    |                            |                         |           |  |
|-----------------------------|--------------------|--------------------|----------------------------|-------------------------|-----------|--|
| Item                        | Lining/Substrate   | Paint type         | Colour                     | Approximate Alternative | Supplier  |  |
| External Electrical Fitting | Painted Galvanised | Gloss Acrylic      | Brown (Pascol)             |                         | Watty/    |  |
| Door Thresholds (Bsmt)      | Painted Timber     | Gloss Enamel       | Deep Indian Red R64 – A.S. |                         | Watty/    |  |
| Door Leaf (Bsmt)            | Painted Timber     | Gloss Enamel       | Oatmeal Y54 – A.S.         | Applewood 36C-2T        | Watty/    |  |
| Door Frame (Bsmt)           | Painted Timber     | Gloss Enamel       | Oatmeal Y54 – A.S.         | Applewood 36C-2T        | Watty/    |  |
| Window Sashes (Bsmt)        | Painted Timber     | Gloss Enamel       | N14 White – A.S.           |                         | Watty/    |  |
| Window Frames (Bsmt)        | Painted Timber     | Gloss Enamel       | Oatmeal Y54 – A.S.         | Applewood 36C-2T        | Watty/    |  |
| Window Sills (Bsmt)         | Painted Timber     | Gloss Enamel       | Oatmeal Y54 – A.S.         | Applewood 36C-2T        | Watty/    |  |
| Sewerage Vent Stack – Upper | Painted Galvanised | Gloss Acrylic      | Nut Brown X55 – A.S.       |                         | Watty/    |  |
| Sewerage Vent Stack – Lower | Painted Galvanised | Gloss Acrylic      | Oatmeal Y54 – A.S.         | Applewood 36C-2T        | Watty/    |  |
| Masonry - Chimney-Base      | Painted Masonry    | Gloss Acrylic      | Nut Brown X55 – A.S.       |                         | Watty/    |  |
| Masonry - Chimney-Mid       | Painted Masonry    | Gloss Acrylic      | Oatmeal Y54 – A.S.         | Applewood 36C-2T        | Watty/    |  |
| Masonry - Chimney-Top       | Painted Masonry    | Gloss Acrylic      | Nut Brown X55 – A.S.       |                         | Watty/    |  |
| Plumbing - Underslung       | Painted PVC        | Gloss Acrylic      | Nut Brown X55 – A.S.       |                         | Watty/    |  |
| Downpipes                   | BlueScope          | Factory Applied    | Armour Grey (Windspray)    |                         | BlueScope |  |
| Gutters                     | BlueScope          | Factory Applied    | Armour Grey (Windspray)    |                         | BlueScope |  |
| Concrete Roof Tiles         | Painted Concrete   | Semi-gloss Acrylic | Armour Grey (Windspray)    |                         | Watty/    |  |

**MAWLAND HOTEL MANAGEMENT PTY LTD.**  
**Quarantine Station**  
**Paint Schedule**

References: "Quarantine Station Paint Schedule" Clive Frain Watty Australia Pty. Ltd.

| <b>FIRST CLASS PRECINCT BUILDINGS: P9</b>    |                         |                   |                            |                                |                 |  |
|--|-------------------------|-------------------|----------------------------|--------------------------------|-----------------|--|
| <b>Exterior</b>                              |                         |                   |                            |                                |                 |  |
| <b>Notes:</b>                                |                         |                   |                            |                                |                 |  |
| <b>Item</b>                                  | <b>Lining/Substrate</b> | <b>Paint type</b> | <b>Colour</b>              | <b>Approximate Alternative</b> | <b>Supplier</b> |  |
| Window Sashes                                | Painted Timber          | Gloss Enamel      | Oatmeal Y54 – A.S.         | Applewood 36C-2T               | Watty           |  |
| Window Frames                                | Painted Timber          | Gloss Enamel      | Oatmeal Y54 – A.S.         | Applewood 36C-2T               | Watty           |  |
| Window Architraves/Sills                     | Painted Timber          | Gloss Enamel      | Nut Brown X55 – A.S.       |                                | Watty           |  |
| Doors (Panels)                               | Painted Timber          | Gloss Enamel      | Oatmeal Y54 – A.S.         | Applewood 36C-2T               | Watty           |  |
| Doors (Muntins, Rails & Stiles)              | Painted Timber          | Gloss Enamel      | Nut Brown X55 – A.S.       |                                | Watty           |  |
| Door Frames/Architraves                      | Painted Timber          | Gloss Enamel      | Nut Brown X55 – A.S.       |                                | Watty           |  |
| Weatherboards                                | Painted Timber          | Gloss Enamel      | Oatmeal Y54 – A.S.         | Applewood 36C-2T               | Watty           |  |
| Rafters                                      | Painted Timber          | Gloss Enamel      | Blue Quarry P37-B7         |                                |                 |  |
| Verandah Posts                               | Painted Timber          | Gloss Enamel      | Deep Indian Red R64 – A.S. |                                | Watty           |  |
| Verandah Beams                               | Painted Timber          | Gloss Enamel      | Oatmeal Y54 – A.S.         | Applewood 36C-2T               | Watty           |  |
| Top Section of Verandah Post                 | Painted Timber          | Gloss Enamel      | White N14                  |                                | Watty           |  |
| Verandah Post Architraves                    | Painted Timber          | Gloss Enamel      | Oatmeal Y54 – A.S.         | Applewood 36C-2T               | Watty           |  |
| Roof Vents/Louvres                           | Painted Timber          | Gloss Enamel      | Oatmeal Y54 – A.S.         | Applewood 36C-2T               | Watty           |  |
| Roof Vent Barge Board                        | Painted Timber          | Gloss Enamel      | Deep Indian Red R64 – A.S. |                                | Watty           |  |
| Verandah Fascia & Scotia Molding to Verandah | Painted Timber          | Gloss Enamel      | Oatmeal Y54 – A.S.         | Applewood 36C-2T               | Watty           |  |
| Handrail – Steel                             | Painted Steel           | Gloss Acrylic     | Deep Indian Red R64 – A.S. |                                | Watty           |  |
| Handrail – Timber                            | Painted Timber          | Gloss Enamel      | Deep Indian Red R64 – A.S. |                                | Watty           |  |

# MAWLAND HOTEL MANAGEMENT PTY LTD. Quarantine Station Paint Schedule

References: "Quarantine Station Paint Schedule" Clive Frain Watty/ Australia Pty. Ltd.

| Building P9 Continued                                       |                    |                    |                            |                         |           |  |
|---|--------------------|--------------------|----------------------------|-------------------------|-----------|--|
| Item  | Lining/Substrate   | Paint type         | Colour                     | Approximate Alternative | Supplier  |  |
| Handrail – Cross Members/<br>Intermediate Post/ Bottom Rail | Painted Timber     | Gloss Enamel       | Oatmeal Y54 – A.S.         | Applewood<br>36C-2T     | Watty/    |  |
| Door Thresholds   | Painted Timber     | Gloss Enamel       | Deep Indian Red R64 – A.S. |                         | Watty/    |  |
| Sewerage Vent Stack-Base                                    | Painted Galvanised | Gloss Acrylic      | Oatmeal Y54 – A.S.         | Applewood<br>36C-2T     | Watty/    |  |
| Sewerage Vent Stack-Top                                     | Painted Galvanised | Gloss Acrylic      | Nut Brown X55 – A.S.       |                         | Watty/    |  |
| External Electrical fitting                                 | Painted Galvanised | Gloss Acrylic      | Brown (Pascol)             |                         | Watty/    |  |
| Masonry Chimney-Base  | Painted Masonry    | Gloss Acrylic      | Oatmeal Y54 – A.S.         | Applewood<br>36C-2T     | Watty/    |  |
| Masonry Chimney-Top   | Painted Masonry    | Gloss Acrylic      | Nut Brown X55 – A.S.       |                         | Watty/    |  |
| Plumbing - Underslung                                       | Painted PVC        | Gloss Acrylic      | Nut Brown X55 – A.S.       |                         | Watty/    |  |
| Concrete Roof Tiles   | Painted Concrete   | Semi-gloss Acrylic | Armour Grey (Windspray)    |                         | Watty/    |  |
| Gutters   | BlueScope          | Factory Applied    | Armour Grey (Windspray)    |                         | BlueScope |  |
| Downpipes   | BlueScope          | Factory Applied    | Armour Grey (Windspray)    |                         | BlueScope |  |

**MAWLAND HOTEL MANAGEMENT PTY LTD.  
Quarantine Station  
Paint Schedule**

References: "Quarantine Station Paint Schedule" Clive Frain Watty Australia Pty. Ltd.

| <b>FIRST CLASS PRECINCT<br/>BUILDINGS: P2</b> |                         |                   |                            |                                |                 |  |  |
|---|-------------------------|-------------------|----------------------------|--------------------------------|-----------------|--|--|
| <b>Exterior</b>                               |                         |                   |                            |                                |                 |  |  |
| <b>Notes:</b>                                 |                         |                   |                            |                                |                 |  |  |
| <b>Item</b>                                   | <b>Lining/Substrate</b> | <b>Paint type</b> | <b>Colour</b>              | <b>Approximate Alternative</b> | <b>Supplier</b> |  |  |
| Window Sashes                                 | Painted Timber          | Gloss Enamel      | Oatmeal Y54 – A.S.         | Applewood 36C-2T               | Watty           |  |  |
| Window Frames                                 | Painted Timber          | Gloss Enamel      | Oatmeal Y54 – A.S.         | Applewood 36C-2T               | Watty           |  |  |
| Window Architraves/Sills                      | Painted Timber          | Gloss Enamel      | Nut Brown X55 – A.S.       |                                | Watty           |  |  |
| Doors (Panels)                                | Painted Timber          | Gloss Enamel      | Oatmeal Y54 – A.S.         |                                | Watty           |  |  |
| Doors (Muntins, Rails & Stiles)               | Painted Timber          | Gloss Enamel      | Nut Brown X55 – A.S.       |                                | Watty           |  |  |
| Door Frames                                   | Painted Timber          | Gloss Enamel      | Oatmeal Y54 – A.S.         | Applewood 36C-2T               | Watty           |  |  |
| Door Architraves                              | Painted Timber          | Gloss Enamel      | Oatmeal Y54 – A.S.         | Applewood 36C-2T               | Watty           |  |  |
| Weatherboards                                 | Painted Timber          | Gloss Enamel      | Oatmeal Y54 – A.S.         | Applewood 36C-2T               | Watty           |  |  |
| Verandah Posts                                | Painted Timber          | Gloss Enamel      | Deep Indian Red R64 – A.S. |                                | Watty           |  |  |
| Verandah Beams                                | Painted Timber          | Gloss Enamel      | Oatmeal Y54 – A.S.         | Applewood 36C-2T               | Watty           |  |  |
| Top Section of Verandah Post                  | Painted Timber          | Gloss Enamel      | White N14 – A.S.           |                                | Watty           |  |  |
| Verandah Post Architraves                     | Painted Timber          | Gloss Enamel      | Oatmeal Y54 – A.S.         | Applewood 36C-2T               | Watty           |  |  |
| Rafters                                       | Painted Timber          | Gloss Enamel      | Blue Quarry P37-B7         | Applewood 36C-2T               | Watty           |  |  |
| Roof Vents/Louvres                            | Painted Timber          | Gloss Enamel      | Oatmeal Y54 – A.S.         | Applewood 36C-2T               | Watty           |  |  |
| Roof Vent Barge Board                         | Painted Timber          | Gloss Enamel      | Deep Indian Red R64 – A.S. |                                | Watty           |  |  |
| Verandah Fascia                               | Painted Timber          | Gloss Enamel      | Oatmeal Y54 – A.S.         | Applewood 36C-2T               | Watty           |  |  |



**MAWLAND HOTEL MANAGEMENT PTY LTD.  
Quarantine Station  
Paint Schedule**

References: "Quarantine Station Paint Schedule" Clive Frain Watty Australia Pty. Ltd.

| Building P2 Continued       |                    |                    |                            |                         |           |  |
|-----------------------------|--------------------|--------------------|----------------------------|-------------------------|-----------|--|
| Item                        | Lining/Substrate   | Paint type         | Colour                     | Approximate Alternative | Supplier  |  |
| Handrail – Steel            | Painted Steel      | Gloss Acrylic      | Deep Indian Red R64 – A.S. |                         | Watty     |  |
| Handrail/Midrail – Timber   | Painted Timber     | Gloss Enamel       | Deep Indian Red R64 – A.S. |                         | Watty     |  |
| Door Thresholds             | Painted Timber     | Gloss Enamel       | Deep Indian Red R64 – A.S. |                         | Watty     |  |
| Sewerage Vent Stack         | Painted Galvanised | Gloss Acrylic      | Oatmeal Y54 – A.S.         | Applewood 36C-2T        | Watty     |  |
| External Electrical Fitting | Painted Galvanised | Gloss Acrylic      | Nut Brown X55 – A.S.       |                         | Watty     |  |
| Masonry Chimney             | Painted Masonry    | Gloss Acrylic      | Oatmeal Y54 – A.S.         | Applewood 36C-2T        | Watty     |  |
| Plumbing - Underslung       | Painted PVC        | Gloss Acrylic      | Nut Brown X55 – A.S.       |                         | Watty     |  |
| Gutters                     | BlueScope          | Factory Applied    | Armour Grey (Windspray)    |                         | BlueScope |  |
| Downpipes                   | BlueScope          | Factory Applied    | Armour Grey (Windspray)    |                         | BlueScope |  |
| AC Roof Sheeting            | Painted AC         | Semi-gloss Acrylic | Armour Grey (Windspray)    |                         | Watty     |  |
| Metal Roof Sheeting         | BlueScope          | Factory Applied    | Armour Grey (Windspray)    |                         | BlueScope |  |

**MAWLAND HOTEL MANAGEMENT PTY LTD.**  
**Quarantine Station**  
**Paint Schedule**

References: "Quarantine Station Paint Schedule" Clive Frain Watty Australia Pty. Ltd.

**FIRST CLASS PRECINCT**  
**BUILDINGS: P33**

**Exterior**

Notes:

| Item                            | Lining/Substrate | Paint type    | Colour                     | Approximate Alternative | Supplier |
|---------------------------------|------------------|---------------|----------------------------|-------------------------|----------|
| Window Sashes                   | Painted Timber   | Gloss Enamel  | Oatmeal Y54 – A.S.         | Applewood 36C-2T        | Watty    |
| Window Architraves/Sills        | Painted Timber   | Gloss Enamel  | Nut Brown X55 – A.S.       |                         | Watty    |
| Window Frames                   | Painted Timber   | Gloss Enamel  | Oatmeal Y54 – A.S.         | Applewood 36C-2T        | Watty    |
| Roof Outriggers                 | Painted Timber   | Gloss Enamel  | Oatmeal Y54 – A.S.         | Applewood 36C-2T        | Watty    |
| Doors (Panels)                  | Painted Timber   | Gloss Enamel  | Oatmeal Y54 – A.S.         | Applewood 36C-2T        | Watty    |
| Doors (Muntins, Rails & Stiles) | Painted Timber   | Gloss Enamel  | Nut Brown X55 – A.S.       |                         | Watty    |
| Door Architraves                | Painted Timber   | Gloss Enamel  | Nut Brown X55 – A.S.       |                         | Watty    |
| Door Frames                     | Painted Timber   | Gloss Enamel  | Oatmeal Y54 – A.S.         | Applewood 36C-2T        | Watty    |
| Weatherboards                   | Painted Timber   | Gloss Acrylic | Oatmeal Y54 – A.S.         | Applewood 36C-2T        | Watty    |
| Rafters                         | Painted Timber   | Gloss Enamel  | Oatmeal Y54 – A.S.         | Applewood 36C-2T        | Watty    |
| Roof Vents/Louvres              | Painted Timber   | Gloss Acrylic | Oatmeal Y54 – A.S.         | Applewood 36C-2T        | Watty    |
| Roof Vent Barge Board           | Painted Timber   | Gloss Enamel  | Deep Indian Red R64 – A.S. |                         | Watty    |
| Roof Vent Barge Board Molding   | Painted Timber   | Gloss Enamel  | Deep Indian Red R64 – A.S. |                         | Watty    |
| Door Thresholds                 | Painted Timber   | Gloss Enamel  | Deep Indian Red R64 – A.S. |                         | Watty    |
| Fascias                         | Painted Timber   | Gloss Enamel  | Oatmeal Y54 – A.S.         | Applewood 36C-2T        | Watty    |
| Handrail – Timber               | Painted Timber   | Gloss Acrylic | Deep Indian Red R64 – A.S. |                         | Watty    |
| Handrail Posts                  | Painted Timber   | Gloss Enamel  | Deep Indian Red R64 – A.S. |                         | Watty    |

**MAWLAND HOTEL MANAGEMENT PTY LTD.  
Quarantine Station  
Paint Schedule**

References: "Quarantine Station Paint Schedule" Clive Frain Watty Australia Pty. Ltd.

| <b>Building P33 Continued</b> |                  |                    |                         |                     |           |  |
|-------------------------------|------------------|--------------------|-------------------------|---------------------|-----------|--|
| Stair Stringers               | Painted Timber   | Gloss Enamel       | Oatmeal Y54 – A.S.      | Applewood<br>36C-2T | Watty     |  |
| Gutters                       | BlueScope        | Factory Applied    | Armour Grey (Windspray) |                     | BlueScope |  |
| Downpipes                     | BlueScope        | Factory Applied    | Armour Grey (Windspray) |                     | BlueScope |  |
| Concrete Roof Tiles           | Painted Concrete | Semi-gloss Acrylic | Armour Grey (Windspray) |                     | Watty     |  |

**MAWLAND HOTEL MANAGEMENT PTY LTD.**  
**Quarantine Station**  
**Paint Schedule**

References: "Quarantine Station Paint Schedule" Clive Frain Watty Australia Pty. Ltd.

**FIRST CLASS PRECINCT**  
**BUILDINGS: P4**

**Exterior**

Notes:

| Item                          | Lining/Substrate   | Paint type       | Colour                    | Approximate Alternative | Supplier  |
|-------------------------------|--------------------|------------------|---------------------------|-------------------------|-----------|
| Window Louvres                | Painted Timber     | Gloss Enamel     | Oatmeal Y54 – A.S.        | Applewood 36C-2T        | Watty     |
| Window Architraves, Sills     | Painted Timber     | Gloss Enamel     | Nut Brown X55 – A.S.      |                         | Watty     |
| Window Frames                 | Painted Timber     | Gloss Enamel     | Oatmeal Y54 – A.S.        | Applewood 36C-2T        | Watty     |
| Doors (Panels)                | Painted Timber     | Gloss Enamel     | Oatmeal Y54 – A.S.        | Applewood 36C-2T        | Watty     |
| Doors (Rails & Stiles)        | Painted Timber     | Gloss Enamel     | Nut Brown X55 – A.S.      |                         | Watty     |
| Door Architraves/Frames       | Painted Timber     | Gloss Enamel     | Oatmeal Y54 – A.S.        | Applewood 36C-2T        | Watty     |
| Door Louvres/Louvres          | Painted Timber     | Gloss Enamel     | Oatmeal Y54 – A.S.        | Applewood 36C-2T        | Watty     |
| Rafters                       | Painted Timber     | Gloss Enamel     | Oatmeal Y54 – A.S.        | Applewood 36C-2T        | Watty     |
| Roof Vents                    | Painted Timber     | Gloss Acrylic    | Oatmeal Y54 – A.S.        | Applewood 36C-2T        | Watty     |
| Roof Vent Barge Board         | Painted Timber     | Gloss Enamel     | Deep Indian Red R64 – A.S |                         | Watty     |
| Roof Vent Barge Board Molding | Painted Timber     | Gloss Enamel     | Deep Indian Red R64 – A.S |                         | Watty     |
| Vent Stack                    | Painted Galvanised | Gloss Acrylic    | Nut Brown X55 – A.S.      |                         | Watty     |
| Gutters                       | BlueScope          | Factory Applied  | Armour Grey (Windspray)   |                         | BlueScope |
| Downpipes                     | BlueScope          | Factory Applied  | Armour Grey (Windspray)   |                         | BlueScope |
| Concrete Roof Tiles           | Painted Concrete   | Painted Concrete | Armour Grey (Windspray)   |                         | Watty     |

**MAWLAND HOTEL MANAGEMENT PTY LTD.**  
**Quarantine Station**  
**Paint Schedule**

References: "Quarantine Station Paint Schedule" Clive Frain Watty/ Australia Pty. Ltd.

**FIRST CLASS PRECINCT**  
**BUILDINGS: P6-Accommodation**

**Exterior**

Notes:

| Item   | Lining/Substrate | Paint type   | Colour                     | Approximate Alternative | Supplier |
|--|------------------|--------------|----------------------------|-------------------------|----------|
| Window Sashes/Frames                                     | Painted Timber   | Gloss Enamel | Oatmeal Y54 – A.S.         | Applewood 36C-2T        | Watty/   |
| Window Architraves, Sill                                 | Painted Timber   | Gloss Enamel | Nut Brown X55 – A.S.       |                         | Watty/   |
| Doors (Panels)   | Painted Timber   | Gloss Enamel | Oatmeal Y54 – A.S.         | Applewood 36C-2T        | Watty/   |
| Doors (Muntins, Rails & Stiles)                          | Painted Timber   | Gloss Enamel | Nut Brown X55 – A.S.       |                         | Watty/   |
| Door Frames  | Painted Timber   | Gloss Enamel | Nut Brown X55 – A.S.       |                         | Watty/   |
| Weatherboards  | Painted Timber   | Gloss Enamel | Oatmeal Y54 – A.S.         | Applewood 36C-2T        | Watty/   |
| Verandah Posts   | Painted Timber   | Gloss Enamel | Deep Indian Red R64 – A.S. |                         | Watty/   |
| Verandah Beams   | Painted Timber   | Gloss Enamel | Oatmeal Y54 – A.S.         | Applewood 36C-2T        | Watty/   |
| Handrail – Timber  | Painted Timber   | Gloss Enamel | Deep Indian Red R64 – A.S. |                         | Watty/   |
| Handrail – Cross Members/ Intermediate Post/ Bottom Rail | Painted Timber   | Gloss Enamel | Oatmeal Y54 – A.S.         | Applewood 36C-2T        | Watty/   |
| Handrail – Steel   | Painted Steel    | Gloss Enamel | Deep Indian Red R64 – A.S. |                         | Watty/   |
| Roof Vents/Louvres                                       | Painted Timber   | Gloss Enamel | Oatmeal Y54 – A.S.         | Applewood 36C-2T        | Watty/   |
| Roof Vent Barge Board                                    | Painted Timber   | Gloss Enamel | Deep Indian Red R64 – A.S. |                         | Watty/   |
| Roof Vent Barge Board Molding                            | Painted Timber   | Gloss Enamel | Deep Indian Red R64 – A.S. |                         | Watty/   |
| Verandah Fascia & Scotia Molding to Verandah             | Painted Timber   | Gloss Enamel | Oatmeal Y54 – A.S.         | Applewood 36C-2T        | Watty/   |
| Door Thresholds  | Painted Timber   | Gloss Enamel | Deep Indian Red R64 – A.S. |                         | Watty/   |

**MAWLAND HOTEL MANAGEMENT PTY LTD.**  
**Quarantine Station**  
**Paint Schedule**

References: "Quarantine Station Paint Schedule" Clive Frain Watty Australia Pty. Ltd.

| <b>Building P6 Accommodation</b> |                         |                    |                         |                                |                 |  |
|----------------------------------|-------------------------|--------------------|-------------------------|--------------------------------|-----------------|--|
| <b>Continued</b>                 |                         |                    |                         |                                |                 |  |
| <b>Item</b>                      | <b>Lining/Substrate</b> | <b>Paint type</b>  | <b>Colour</b>           | <b>Approximate Alternative</b> | <b>Supplier</b> |  |
| Sewerage Vent Stack              | Painted Galvanised      | Gloss Acrylic      | Oatmeal Y54 – A.S.      | Applewood 36C-2T               | Watty           |  |
| External Electrical Fitting      | Painted Galvanised      | Gloss Acrylic      | Brown (Pascol)          |                                | Watty           |  |
| Masonry Chimney                  | Painted Masonry         | Gloss Acrylic      | Oatmeal Y54 – A.S.      | Applewood 36C-2T               | Watty           |  |
| Gutters                          | BlueScope               | Factory Applied    | Armour Grey (Windspray) |                                | BlueScope       |  |
| Downpipes                        | BlueScope               | Factory Applied    | Armour Grey (Windspray) |                                | BlueScope       |  |
| Concrete Roof Tiles              | Painted Concrete        | Semi-gloss Acrylic | Armour Grey (Windspray) |                                | Watty           |  |

**MAWLAND HOTEL MANAGEMENT PTY LTD.**  
**Quarantine Station**  
**Paint Schedule**

References: "Quarantine Station Paint Schedule" Clive Frain Watty/ Australia Pty. Ltd.

| <b>FIRST CLASS PRECINCT</b>     |                         |                    |                            |                                |                 |  |
|---------------------------------|-------------------------|--------------------|----------------------------|--------------------------------|-----------------|--|
| <b>BUILDINGS: P6-Kitchen</b>    |                         |                    |                            |                                |                 |  |
| <b>Exterior</b>                 |                         |                    |                            |                                |                 |  |
| <b>Notes:</b>                   |                         |                    |                            |                                |                 |  |
| <b>Item</b>                     | <b>Lining/Substrate</b> | <b>Paint type</b>  | <b>Colour</b>              | <b>Approximate Alternative</b> | <b>Supplier</b> |  |
| Window Sashes                   | Painted Timber          | Gloss Enamel       | Oatmeal Y54 – A.S.         | Applewood 36C-2T               | Watty/          |  |
| Window Frame                    | Painted Timber          | Gloss Enamel       | Oatmeal Y54 – A.S.         | Applewood 36C-2T               | Watty/          |  |
| Window Sill                     | Painted Timber          | Gloss Enamel       | Nut Brown X55 – A.S.       |                                | Watty/          |  |
| Doors (Panels)                  | Painted Timber          | Gloss Enamel       | Oatmeal Y54 – A.S.         | Applewood 36C-2T               | Watty/          |  |
| Doors (Muntins, Rails & Stiles) | Painted Timber          | Gloss Enamel       | Nut Brown X55 – A.S.       |                                | Watty/          |  |
| Door Frames                     | Painted Timber          | Gloss Enamel       | Nut Brown X55 – A.S.       |                                | Watty/          |  |
| Weatherboards                   | Painted Timber          | Gloss Enamel       | Oatmeal Y54 – A.S.         | Applewood 36C-2T               | Watty/          |  |
| Verandah Posts                  | Painted Timber          | Gloss Enamel       | Deep Indian Red R64 – A.S. |                                | Watty/          |  |
| Verandah Beams                  | Painted Timber          | Gloss Enamel       | Oatmeal Y54 – A.S.         | Applewood 36C-2T               | Watty/          |  |
| Rafters                         | Painted Timber          | Gloss Enamel       | Blue Quarry P37-B7         |                                | Watty/          |  |
| Roof Vents/Louvres              | Painted Timber          | Gloss Acrylic      | Oatmeal Y54 – A.S.         | Applewood 36C-2T               | Watty/          |  |
| Roof Vent Barge Board           | Painted Timber          | Gloss Enamel       | Deep Indian Red R64 – A.S. |                                | Watty/          |  |
| Roof Vent Barge Board Molding   | Painted Timber          | Gloss Enamel       | Deep Indian Red R64 – A.S. |                                | Watty/          |  |
| Door Thresholds                 | Painted Timber          | Gloss Enamel       | Deep Indian Red R64 – A.S. |                                | Watty/          |  |
| Verandah Deck - Concrete        | Painted Concrete        | Gloss Acrylic      | Venetian Red R62 – A.S.    |                                | Watty/          |  |
| Thresholds - Concrete           | Painted Concrete        | Gloss Acrylic      | Deep Indian Red R64 – A.S. |                                | Watty/          |  |
| Painted Masonry Base            | Painted Masonry         | Semi-gloss Acrylic | Black 60775 – A.S.         |                                | Watty/          |  |
| Gutters                         | BlueScope               | Factory Applied    | Armour Grey (Windspray)    |                                | BlueScope       |  |
| Downpipes                       | BlueScope               | Factory Applied    | Armour Grey (Windspray)    |                                | BlueScope       |  |
| Concrete Roof Tiles             | Painted Concrete        | Semi-gloss Acrylic | Armour Grey (Windspray)    |                                | Watty/          |  |

**MAWLAND HOTEL MANAGEMENT PTY LTD.**  
**Quarantine Station**  
**Paint Schedule**

References: "Quarantine Station Paint Schedule" Clive Frain Watty/ Australia Pty. Ltd.

| <b>FIRST CLASS PRECINCT</b>                              |                         |                   |                            |                                   |                 |  |
|--|-------------------------|-------------------|----------------------------|-----------------------------------|-----------------|--|
| <b>BUILDINGS: P10-Accommodation</b>                      |                         |                   |                            |                                   |                 |  |
| <b>Exterior</b>  |                         |                   |                            |                                   |                 |  |
| <b>Notes:</b>  |                         |                   |                            |                                   |                 |  |
| <b>Item</b>  | <b>Lining/Substrate</b> | <b>Paint type</b> | <b>Colour</b>              | <b>Approximate Alternative</b>    | <b>Supplier</b> |  |
| Window Sashes/Transoms                                   | Painted Timber          | Gloss Enamel      | Oatmeal Y54 – A.S.         | Applewood 36C-2T                  | Watty           |  |
| Window Architraves/Sills                                 | Painted Timber          | Gloss Enamel      | Nut Brown X55 – A.S.       |                                   | Watty           |  |
| Window Frames  | Painted Timber          | Gloss Enamel      | Oatmeal Y54 – A.S.         | Applewood 36C-2T                  | Watty           |  |
| Doors (Panels)   | Painted Timber          | Gloss Enamel      | Oatmeal Y54 – A.S.         | Applewood 36C-2T                  | Watty           |  |
| Doors (Muntins, Rails & Stiles)                          | Painted Timber          | Gloss Enamel      | Nut Brown X55 – A.S.       |                                   | Watty           |  |
| Door Frames  | Painted Timber          | Gloss Enamel      | Nut Brown X55 – A.S.       |                                   | Watty           |  |
| Weatherboards  | Painted Timber          | Gloss Enamel      | Oatmeal Y54 – A.S.         | Applewood 36C-2T                  | Watty           |  |
| Verandah Rafters/ Battens                                | Painted Timber          | Gloss Enamel      | Blue Quarry P37-P7         |                                   | Watty           |  |
| Verandah Posts   | Painted Timber          | Gloss Enamel      | Deep Indian Red R64 – A.S. |                                   | Watty           |  |
| Verandah Beams   | Painted Timber          | Gloss Enamel      | Oatmeal Y54 – A.S.         | Applewood 36C-2T                  | Watty           |  |
| Handrail – Timber  | Painted Timber          | Gloss Enamel      | Deep Indian Red R64 – A.S. |                                   | Watty           |  |
| Handrail – Cross Members/ Intermediate Post/ Bottom Rail | Painted Timber          | Gloss Enamel      | Oatmeal Y54 – A.S.         | Applewood 36C-2T                  | Watty           |  |
| Handrail – Steel   | Painted Steel           | Gloss Acrylic     | Deep Indian Red R64 – A.S. | Deep Indian Red R64 Red Oxide R65 | Watty           |  |
| Roof Vents/Louvres                                       | Painted Timber          | Gloss Acrylic     | Oatmeal Y54 – A.S.         | Applewood 36C-2T                  | Watty           |  |
| Roof Vent Barge Board                                    | Painted Timber          | Gloss Enamel      | Deep Indian Red R64 – A.S. |                                   | Watty           |  |
| Verandah Fascia & Scotia Molding to Verandah             | Painted Timber          | Gloss Enamel      | Oatmeal Y54 – A.S.         | Applewood 36C-2T                  | Watty           |  |
| Door Thresholds  | Painted Timber          | Gloss Enamel      | Deep Indian Red R64 – A.S. |                                   | Watty           |  |



**MAWLAND HOTEL MANAGEMENT PTY LTD.**  
**Quarantine Station**  
**Paint Schedule**

References: "Quarantine Station Paint Schedule" Clive Frain Watty Australia Pty. Ltd.

| <b>Building P-10 Accommodation</b> |                         |                    |                            |                                |                 |  |
|------------------------------------|-------------------------|--------------------|----------------------------|--------------------------------|-----------------|--|
| <b>Item</b>                        | <b>Lining/Substrate</b> | <b>Paint type</b>  | <b>Colour</b>              | <b>Approximate Alternative</b> | <b>Supplier</b> |  |
| Sewerage Vent Stack                | Painted Galvanised      | Gloss Acrylic      | Oatmeal Y54 – A.S.         | Applewood 36C-2T               | Watty           |  |
| External Electrical Fitting        | Painted Galvanised      | Gloss Acrylic      | Brown (Pascol)             |                                | Watty           |  |
| Masonry Chimney – Base             | Painted Masonry         | Gloss Acrylic      | Oatmeal Y54 – A.S.         | Applewood 36C-2T               | Watty           |  |
| Masonry Chimney – Top              | Painted Masonry         | Gloss Acrylic      | Deep Indian Red R64 – A.S. |                                | Watty           |  |
| Masonry Stone Steps - Edge         | Painted Masonry         | Gloss Acrylic      | Oatmeal Y54 – A.S.         | Applewood 36C-2T               | Watty           |  |
| Gutters                            | BlueScope               | Factory Applied    | Armour Grey (Windspray)    |                                | BlueScope       |  |
| Downpipes                          | BlueScope               | Factory Applied    | Armour Grey (Windspray)    |                                | BlueScope       |  |
| Concrete Roof Tiles                | Painted Concrete        | Semi-gloss Acrylic | Armour Grey (Windspray)    |                                | Watty           |  |

**MAWLAND HOTEL MANAGEMENT PTY LTD.**  
**Quarantine Station**  
**Paint Schedule**

References: "Quarantine Station Paint Schedule" Clive Frain Watty Australia Pty. Ltd.

| <b>FIRST CLASS PRECINCT</b>             |                         |                    |                            |                                |                 |  |
|---|-------------------------|--------------------|----------------------------|--------------------------------|-----------------|--|
| <b>BUILDINGS: P8a, P10a, P10b,</b>      |                         |                    |                            |                                |                 |  |
| <b>Exterior</b>                         |                         |                    |                            |                                |                 |  |
| <b>Notes:</b>                           |                         |                    |                            |                                |                 |  |
| <b>Item</b>                             | <b>Lining/Substrate</b> | <b>Paint type</b>  | <b>Colour</b>              | <b>Approximate Alternative</b> | <b>Supplier</b> |  |
| Window Sashes                           | Painted Timber          | Gloss Enamel       | Oatmeal Y54 – A.S.         | Applewood 36C-2T               | Watty           |  |
| Window Architraves, Sills               | Painted Timber          | Gloss Enamel       | Nut Brown X55 – A.S.       |                                | Watty           |  |
| Window Frames                           | Painted Timber          | Gloss Enamel       | Oatmeal Y54 – A.S.         | Applewood 36C-2T               | Watty           |  |
| Door Leaf                               | Painted Timber          | Gloss Enamel       | Oatmeal Y54 – A.S.         | Applewood 36C-2T               | Watty           |  |
| Door Frames                             | Painted Timber          | Gloss Enamel       | Nut Brown X55 – A.S.       |                                | Watty           |  |
| Rafters                                 | Painted Timber          | Gloss Enamel       | Blue Quarry P37-P7         |                                | Watty           |  |
| Weatherboards                           | Painted Timber          | Gloss Acrylic      | Oatmeal Y54 – A.S.         | Applewood 36C-2T               | Watty           |  |
| Verandah Fascias/Barge Boards           | Painted Timber          | Gloss Enamel       | Oatmeal Y54 – A.S.         | Applewood 36C-2T               | Watty           |  |
| Verandah Post                           | Painted Timber          | Gloss Enamel       | Deep Indian Red R64 – A.S. |                                | Watty           |  |
| Verandah Galvanised Corrugated Cladding | Painted Galvanised      | Gloss Acrylic      | Oatmeal Y54 – A.S.         | Applewood 36C-2T               | Watty           |  |
| Concrete Floor (Verandah)               | Painted Concrete        | Gloss Acrylic      | Venetian Red R62 – A.S.    |                                | Watty           |  |
| Vent Stack                              | Painted Galvanised      | Gloss Acrylic      | Oatmeal Y54 – A.S.         | Applewood 36C-2T               | Watty           |  |
| Gutters                                 | BlueScope               | Factory Applied    | Armour Grey (Windspray)    |                                | BlueScope       |  |
| Downpipes                               | BlueScope               | Factory Applied    | Armour Grey (Windspray)    |                                | BlueScope       |  |
| AC Roof Sheetting                       | Painted AC              | Semi-gloss Acrylic | Armour Grey (Windspray)    |                                | Watty           |  |

**MAWLAND HOTEL MANAGEMENT PTY LTD.**  
**Quarantine Station**  
**Paint Schedule**

References: "Quarantine Station Paint Schedule" Clive Frain Watty/ Australia Pty. Ltd.

| <b>FIRST CLASS PRECINCT</b>      |                            |                    |                         |                                |                 |  |
|----------------------------------|----------------------------|--------------------|-------------------------|--------------------------------|-----------------|--|
| <b>BUILDINGS: P36</b>            |                            |                    |                         |                                |                 |  |
| <b>Exterior</b>                  |                            |                    |                         |                                |                 |  |
| <b>Notes:</b>                    |                            |                    |                         |                                |                 |  |
| <b>Item</b>                      | <b>Lining/Substrate</b>    | <b>Paint type</b>  | <b>Colour</b>           | <b>Approximate Alternative</b> | <b>Supplier</b> |  |
| Window Sashes                    | Painted Timber             | Gloss Enamel       | Oatmeal Y54 – A.S.      | Applewood 36C-2T               | Watty/          |  |
| Window Architraves, Sills        | Painted Timber             | Gloss Enamel       | Nut Brown X55 – A.S.    |                                | Watty/          |  |
| Doors Leaf                       | Painted Timber             | Gloss Enamel       | Oatmeal Y54 – A.S.      | Applewood 36C-2T               | Watty/          |  |
| Door Frames                      | Painted Timber             | Gloss Enamel       | Nut Brown X55 – A.S.    |                                | Watty/          |  |
| Rafters                          | Painted Timber             | Gloss Enamel       | Oatmeal Y54 – A.S.      | Applewood 36C-2T               | Watty/          |  |
| Weatherboards                    | Painted Timber             | Gloss Enamel       | Oatmeal Y54 – A.S.      | Applewood 36C-2T               | Watty/          |  |
| Window (Awning Style) Architrave | Painted Timber             | Gloss Acrylic      | Nut Brown X55 – A.S.    |                                | Watty/          |  |
| Concrete Floor                   | Painted Concrete           | Gloss Acrylic      | Venetian Red R62 – A.S. |                                | Watty/          |  |
| Door Threshold                   | Painted Masonry            | Gloss Acrylic      | Venetian Red R62 – A.S. |                                | Watty/          |  |
| Electrical Conduit               | Painted Galvanised/<br>PVC | Gloss Acrylic      | Brown (Pascol)          |                                | Watty/          |  |
| Gutters                          | BlueScope                  | Factory Applied    | Armour Grey (Windspray) |                                | BlueScope       |  |
| Downpipes                        | BlueScope                  | Factory Applied    | Armour Grey (Windspray) |                                | BlueScope       |  |
| AC Roof Sheetting                | Painted AC                 | Semi-gloss Acrylic | Armour Grey (Windspray) |                                | Watty/          |  |

**MAWLAND HOTEL MANAGEMENT PTY LTD.  
Quarantine Station  
Paint Schedule**

References: "Quarantine Station Paint Schedule" Clive Frain Watty/ Australia Pty. Ltd.

|  |   |
|--|---|
|   |   |
| <p>Building P1 – Source: P Davies 2005</p>   | <p>Building P3&amp;7 – Source: P Davies 2005</p>                                    |
|  |  |
| <p>Building P5 – Source: P Davies 2005</p>   | <p>Building P9 – Source: P Davies 2005</p>  |





**MAWLAND HOTEL MANAGEMENT PTY LTD.  
Quarantine Station  
Paint Schedule**

References: "Quarantine Station Paint Schedule" Clive Frain Watty/ Australia Pty. Ltd.

|  |   |
|--|---|
|   |   |
| <p>Building P2 – Source: P Davies 2005</p>   | <p>Building P33 – Source: P Davies 2005</p>   |
|  |  |
| <p>Building P4 – Source: P Davies 2005</p>   | <p>Building P6 – Source: P Davies 2005</p>  |


**MAWLAND HOTEL MANAGEMENT PTY LTD.  
Quarantine Station  
Paint Schedule**

References: "Quarantine Station Paint Schedule" Clive Frain Watty/ Australia Pty. Ltd.

|  |   |
|--|---|
|   |   |
| <p><b>Building P10 – Source: P Davies 2005</b></p>                                   | <p><b>Building P10a – Source: P Davies 2005</b></p>                                 |
|  |  |
| <p><b>Building P10b – Source: P Davies 2005</b></p>                                  | <p><b>Building P36– Source: P Davies 2005</b></p>                                   |

**MAWLAND HOTEL MANAGEMENT PTY LTD.  
Quarantine Station  
Paint Schedule**

References: "Quarantine Station Paint Schedule" Clive Frain Watty/ Australia Pty. Ltd.



Building P8a – Source: P Davies 2005

**MAWLAND HOTEL MANAGEMENT PTY LTD.**  
**Quarantine Station**  
**Paint Schedule**

References: "Quarantine Station Paint Schedule" Clive Frain Watty Australia Pty. Ltd.

**SECOND CLASS PRECINCT**  
**BUILDINGS: P12-Accommodation**

**Exterior**

Notes:

| Item                            | Lining/Substrate | Paint type   | Colour                     | Approximate Alternative | Supplier |
|---------------------------------|------------------|--------------|----------------------------|-------------------------|----------|
| Window Sashes                   | Painted Timber   | Gloss Enamel | Oatmeal Y54 – A.S.         | Applewood 36C-2T        | Watty    |
| Window Architraves, Sill        | Painted Timber   | Gloss Enamel | Nut Brown X55 – A.S.       |                         | Watty    |
| Window Frames                   | Painted Timber   | Gloss Enamel | Oatmeal Y54 – A.S.         | Applewood 36C-2T        | Watty    |
| Window Architraves (louvres)    | Painted Timber   | Gloss Enamel | Nut Brown X55 – A.S.       |                         | Watty    |
| Doors (Panels)                  | Painted Timber   | Gloss Enamel | Oatmeal Y54 – A.S.         | Applewood 36C-2T        | Watty    |
| Doors (Muntins, Rails & Stiles) | Painted Timber   | Gloss Enamel | Nut Brown X55 – A.S.       |                         | Watty    |
| Door Frames                     | Painted Timber   | Gloss Enamel | Nut Brown X55 – A.S.       |                         | Watty    |
| Door Transoms                   | Painted Timber   | Gloss Enamel | Oatmeal Y54 – A.S.         | Applewood 36C-2T        | Watty    |
| Weatherboards                   | Painted Timber   | Gloss Enamel | Oatmeal Y54 – A.S.         | Applewood 36C-2T        | Watty    |
| Verandah Posts                  | Painted Timber   | Gloss Enamel | Deep Indian Red R64 – A.S. |                         | Watty    |
| Verandah Beams                  | Painted Timber   | Gloss Enamel | Oatmeal Y54 – A.S.         | Applewood 36C-2T        | Watty    |
| Rafters/Battens                 | Painted Timber   | Gloss Enamel | Blue Quarry P37-B7         |                         | Watty    |
| Handrail – Timber (Top)         | Painted Timber   | Gloss Enamel | Deep Indian Red R64 – A.S. |                         | Watty    |
| Handrail – Timber (Bottom)      | Painted Timber   | Gloss Enamel | Oatmeal Y54 – A.S.         | Applewood 36C-2T        | Watty    |
| Roof Vents                      | Painted Timber   | Gloss Enamel | Oatmeal Y54 – A.S.         | Applewood 36C-2T        | Watty    |
| Roof Vent Barge Board           | Painted Timber   | Gloss Enamel | Deep Indian Red R64 – A.S. |                         | Watty    |
| Roof Vent Barge Board Molding   | Painted Timber   | Gloss Enamel | Deep Indian Red R64 – A.S. |                         | Watty    |



# MAWLAND HOTEL MANAGEMENT PTY LTD.

## Quarantine Station

### Paint Schedule

References: "Quarantine Station Paint Schedule" Clive Frain Watty/ Australia Pty. Ltd.

| Building P12 Accommodation Continued         |                    |                    |                            |                         |           |  |
|--|--------------------|--------------------|----------------------------|-------------------------|-----------|--|
| Item   | Lining/Substrate   | Paint type         | Colour                     | Approximate Alternative | Supplier  |  |
| Verandah Fascia & Scotia Molding to Verandah | Painted Timber     | Gloss Acrylic      | Oatmeal Y54 – A.S.         | Applewood 36C-2T        | Watty/    |  |
| Door Thresholds                              | Painted Timber     | Gloss Enamel       | Deep Indian Red R64 – A.S. |                         | Watty/    |  |
| Sewerage Vent Stack                          | Painted Galvanised | Gloss Acrylic      | Oatmeal Y54 – A.S.         | Applewood 36C-2T        | Watty/    |  |
| External Electrical Fitting                  | Painted Galvanised | Gloss Acrylic      | Brown (Pascal)             |                         | Watty/    |  |
| Verandah Tie Down straps                     | Painted Steel      | Gloss Acrylic      | Nut Brown X55 – A.S.       |                         | Watty/    |  |
| Masonry Chimney – Base                       | Painted Masonry    | Gloss Acrylic      | Oatmeal Y54 – A.S.         | Applewood 36C-2T        | Watty/    |  |
| Masonry Chimney – top                        | Painted Masonry    | Gloss Acrylic      | Deep Indian Red R64 – A.S. |                         | Watty/    |  |
| Gutters                                      | BlueScope          | Factory Applied    | Armour Grey (Windspray)    |                         | BlueScope |  |
| Downpipes                                    | BlueScope          | Factory Applied    | Armour Grey (Windspray)    |                         | BlueScope |  |
| Concrete Roof Tiles                          | Painted Concrete   | Semi-gloss Acrylic | Armour Grey (Windspray)    |                         | Watty/    |  |

**MAWLAND HOTEL MANAGEMENT PTY LTD.**  
**Quarantine Station**  
**Paint Schedule**

References: "Quarantine Station Paint Schedule" Clive Frain Watty Australia Pty. Ltd.

**SECOND CLASS PRECINCT**  
**BUILDINGS: P11-Accommodation**

**Exterior**

**Notes:**

| Item   | Lining/Substrate | Paint type    | Colour                     | Approximate Alternative | Supplier |
|--|------------------|---------------|----------------------------|-------------------------|----------|
| Window Sashes                                | Painted Timber   | Gloss Enamel  | Oatmeal Y54 – A.S.         | Applewood 36C-2T        | Watty    |
| Window Architraves/Sill                      | Painted Timber   | Gloss Enamel  | Nut Brown X55 – A.S.       |                         | Watty    |
| Window Frames                                | Painted Timber   | Gloss Enamel  | Oatmeal Y54 – A.S.         | Applewood 36C-2T        | Watty    |
| Doors (Panels)                               | Painted Timber   | Gloss Enamel  | Oatmeal Y54 – A.S.         | Applewood 36C-2T        | Watty    |
| Doors (Muntins, Rails & Stiles)              | Painted Timber   | Gloss Enamel  | Nut Brown X55 – A.S.       |                         | Watty    |
| Door Frames                                  | Painted Timber   | Gloss Enamel  | Nut Brown X55 – A.S.       |                         | Watty    |
| Weatherboards                                | Painted Timber   | Gloss Enamel  | Oatmeal Y54 – A.S.         | Applewood 36C-2T        | Watty    |
| Verandah Posts                               | Painted Timber   | Gloss Enamel  | Deep Indian Red R64 – A.S. |                         | Watty    |
| Verandah Beams                               | Painted Timber   | Gloss Enamel  | Oatmeal Y54 – A.S.         | Applewood 36C-2T        | Watty    |
| Rafters                                      | Painted Timber   | Gloss Enamel  | Blue Quarry P37-B7         |                         | Watty    |
| Timber Handrail – Top                        | Painted Timber   | Gloss Enamel  | Deep Indian Red R64 – A.S. |                         | Watty    |
| Timber Handrail – Bottom                     | Painted Timber   | Gloss Enamel  | Oatmeal Y54 – A.S.         | Applewood 36C-2T        | Watty    |
| Roof Vents                                   | Painted Timber   | Gloss Acrylic | Oatmeal Y54 – A.S.         | Applewood 36C-2T        | Watty    |
| Roof Vent Barge Board                        | Painted Timber   | Gloss Enamel  | Deep Indian Red R64 – A.S. |                         | Watty    |
| Roof Vent Barge Board Molding                | Painted Timber   | Gloss Enamel  | Deep Indian Red R64 – A.S. |                         | Watty    |
| Verandah Fascia & Scotia Molding to Verandah | Painted Timber   | Gloss Acrylic | Oatmeal Y54 – A.S.         | Applewood 36C-2T        | Watty    |
| Door Thresholds                              | Painted Timber   | Gloss Enamel  | Deep Indian Red R64 – A.S. |                         | Watty    |

**MAWLAND HOTEL MANAGEMENT PTY LTD.**  
**Quarantine Station**  
**Paint Schedule**

References: "Quarantine Station Paint Schedule" Clive Frain Watty/ Australia Pty. Ltd.

| <b>Building P11 Accommodation</b> |                         |                    |   |                                |                 |  |
|-----------------------------------|-------------------------|--------------------|---|--------------------------------|-----------------|--|
| <b>Item</b>                       | <b>Lining/Substrate</b> | <b>Paint type</b>  | <b>Colour</b>   | <b>Approximate Alternative</b> | <b>Supplier</b> |  |
| Sewerage Vent Stack               | Painted Galvanised      | Gloss Acrylic      | Oatmeal Y54 – A.S.  | Applewood 36C-2T               | Watty/          |  |
| External Electrical Fitting       | Painted Galvanised      | Gloss Acrylic      | Purple/Brown (Pascol)                                     |                                | Watty/          |  |
| Masonry Chimney – Base            | Painted Masonry         | Gloss Acrylic      | Oatmeal Y54 – A.S.  | Applewood 36C-2T               | Watty/          |  |
| Masonry Chimney – Top             | Painted Masonry         | Gloss Acrylic      | Deep Indian Red R64 – A.S.<br>(Last course – Oatmeal Y54) |                                | Watty/          |  |
| Gutters                           | BlueScope               | Factory Applied    | Armour Grey (Windspray)                                   |                                | BlueScope       |  |
| Downpipes                         | BlueScope               | Factory Applied    | Armour Grey (Windspray)                                   |                                | BlueScope       |  |
| Concrete Roof Tiles               | Painted Concrete        | Semi-gloss Acrylic | Armour Grey (Windspray)                                   |                                | Watty/          |  |

**MAWLAND HOTEL MANAGEMENT PTY LTD.**  
**Quarantine Station**  
**Paint Schedule**

References: "Quarantine Station Paint Schedule" Clive Frain Watty/ Australia Pty. Ltd.

**SECOND CLASS PRECINCT**  
**BUILDINGS: P13-Kitchen**

**Exterior**

Notes:

| Item   | Lining/Substrate | Paint type    | Colour                     | Approximate Alternative | Supplier |
|--|------------------|---------------|----------------------------|-------------------------|----------|
| Window Sashes                                | Painted Timber   | Gloss Enamel  | Oatmeal Y54 – A.S.         | Applewood 36C-2T        | Watty/   |
| Window Architraves, Sill                     | Painted Timber   | Gloss Enamel  | Nut Brown X55 – A.S.       |                         | Watty/   |
| Window Frames                                | Painted Timber   | Gloss Enamel  | Oatmeal Y54 – A.S.         | Applewood 36C-2T        | Watty/   |
| Doors (Panels)                               | Painted Timber   | Gloss Enamel  | Oatmeal Y54 – A.S.         | Applewood 36C-2T        | Watty/   |
| Doors (Muntins, Rails & Stiles)              | Painted Timber   | Gloss Enamel  | Nut Brown X55 – A.S.       |                         | Watty/   |
| Door Frames                                  | Painted Timber   | Gloss Enamel  | Nut Brown X55 – A.S.       |                         | Watty/   |
| Weatherboards                                | Painted Timber   | Gloss Enamel  | Oatmeal Y54 – A.S.         | Applewood 36C-2T        | Watty/   |
| Verandah Posts                               | Painted Timber   | Gloss Enamel  | Deep Indian Red R64 – A.S. |                         | Watty/   |
| Verandah Beams                               | Painted Timber   | Gloss Enamel  | Oatmeal Y54 – A.S.         | Applewood 36C-2T        | Watty/   |
| Rafters                                      | Painted Timber   | Gloss Enamel  | Blue Quarry P37-B7         |                         | Watty/   |
| Timber Handrail – Top                        | Painted Timber   | Gloss Enamel  | Deep Indian Red R64 – A.S. |                         | Watty/   |
| Timber Handrail – Bottom                     | Painted Timber   | Gloss Enamel  | Oatmeal Y54 – A.S.         | Applewood 36C-2T        | Watty/   |
| Roof Vents                                   | Painted Timber   | Gloss Acrylic | Oatmeal Y54 – A.S.         | Applewood 36C-2T        | Watty/   |
| Roof Vent Barge Board                        | Painted Timber   | Gloss Enamel  | Deep Indian Red R64 – A.S. |                         | Watty/   |
| Roof Vent Barge Board Molding                | Painted Timber   | Gloss Enamel  | Oatmeal Y54 – A.S.         | Applewood 36C-2T        | Watty/   |
| Verandah Fascia & Scotia Molding to Verandah | Painted Timber   | Gloss Enamel  | Oatmeal Y54 – A.S.         | Applewood 36C-2T        | Watty/   |

**MAWLAND HOTEL MANAGEMENT PTY LTD.  
Quarantine Station  
Paint Schedule**

References: "Quarantine Station Paint Schedule" Clive Frain Watty/ Australia Pty. Ltd.

| <b>Building P13 Kitchen<br/>Continued</b> |                         |                    |                         |                                    |                 |  |
|---|-------------------------|--------------------|-------------------------|------------------------------------|-----------------|--|
| <b>Item</b>                               | <b>Lining/Substrate</b> | <b>Paint type</b>  | <b>Colour</b>           | <b>Approximate<br/>Alternative</b> | <b>Supplier</b> |  |
| Sewerage Vent Stack                       | Painted Galvanised      | Gloss Acrylic      | Oatmeal Y54 – A.S.      |                                    | Watty/          |  |
| External Electrical Fitting               | Painted Galvanised      | Gloss Acrylic      | Purple/Brown (Pascal)   |                                    | Watty/          |  |
| Gutters                                   | BlueScope               | Factory Applied    | Armour Grey (Windspray) |                                    | BlueScope       |  |
| Downpipes                                 | BlueScope               | Factory Applied    | Armour Grey (Windspray) |                                    | BlueScope       |  |
| Concrete Roof Tiles                       | Painted Concrete        | Semi-gloss Acrylic | Armour Grey (Windspray) |                                    | Watty/          |  |

**MAWLAND HOTEL MANAGEMENT PTY LTD.  
Quarantine Station  
Paint Schedule**

References: "Quarantine Station Paint Schedule" Clive Frain Watty/ Australia Pty. Ltd.

|  |  |
|--|--|
|   |  |
| <p>Building P11 – Source: P Davies 2005</p>  | <p>Building P12 – Source: P Davies 2005</p>  |
|  |  |
| <p>Building P13 – Source: P Davies 2005</p>  |  |

**MAWLAND HOTEL MANAGEMENT PTY LTD.**  
**Quarantine Station**  
**Paint Schedule**

References: "Quarantine Station Paint Schedule" Clive Frain Watty/ Australia Pty. Ltd.

| <b>THIRD CLASS PRECINCT</b>                  |                         |                   |                        |                                |                 |  |
|--|-------------------------|-------------------|------------------------|--------------------------------|-----------------|--|
| <b>BUILDINGS: P14, P15, P16</b>              |                         |                   |                        |                                |                 |  |
| <b>Exterior</b>                              |                         |                   |                        |                                |                 |  |
| <b>Notes:</b>                                |                         |                   |                        |                                |                 |  |
| <b>Item</b>                                  | <b>Lining/Substrate</b> | <b>Paint type</b> | <b>Colour</b>          | <b>Approximate Alternative</b> | <b>Supplier</b> |  |
| Window Sashes/Transoms                       | Painted Timber          | Gloss Enamel      | White N14 – A.S.       |                                | Watty/          |  |
| Window Architraves/Sill                      | Painted Timber          | Gloss Enamel      | Dark Brown X65 – A.S.  |                                | Watty/          |  |
| Window Frames                                | Painted Timber          | Gloss Enamel      | White N14 – A.S.       |                                | Watty/          |  |
| Doors (Panels)                               | Painted Timber          | Gloss Enamel      | Sienna (Pascol)        |                                | Watty/          |  |
| Doors (Muntins, Rails & Stiles)              | Painted Timber          | Gloss Enamel      | Dark Brown X65 – A.S.  |                                | Watty/          |  |
| Door Frames/Architraves                      | Painted Timber          | Gloss Enamel      | Dark Brown X65 – A.S.  |                                | Watty/          |  |
| Door (inset window joinery)                  | Painted Timber          | Gloss Enamel      | White N14 – A.S.       |                                | Watty/          |  |
| Weatherboards                                | Painted Timber          | Low Sheen         | Sienna (Pascol)        |                                | Watty/          |  |
| Verandah Beams                               | Painted Timber          | Gloss Enamel      | Burnt Sienna (Pascol)  | Redwood 10D-4D                 | Watty/          |  |
| Rafters/Battens                              | Painted Timber          | Low Sheen         | Powder Blue B32 – A.S. | Redwood 10D-4D                 | Watty/          |  |
| Verandah Posts                               | Painted Timber          | Gloss Enamel      | Dark Brown X65 – A.S.  | Redwood 10D-4D                 | Watty/          |  |
| Verandah Handrails Timber                    | Painted Timber          | Gloss Enamel      | Dark Brown X65 – A.S.  | Redwood 10D-4D                 | Watty/          |  |
| Roof Vents                                   | Painted Timber          | Gloss Enamel      | Sienna (Pascol)        |                                | Watty/          |  |
| Roof Vent Barge Board                        | Painted Timber          | Gloss Enamel      | Sienna (Pascol)        |                                | Watty/          |  |
| Verandah Fascia & Scotia Molding to Verandah | Painted Timber          | Gloss Enamel      | Sienna (Pascol)        |                                | Watty/          |  |
| Door Thresholds (ends)                       | Painted Timber          | Gloss Enamel      | Dark Brown X65 – A.S.  |                                | Watty/          |  |

**MAWLAND HOTEL MANAGEMENT PTY LTD.**  
**Quarantine Station**  
**Paint Schedule**

References: "Quarantine Station Paint Schedule" Clive Frain Watty Australia Pty. Ltd.

| <b>Building P14, P15, P16</b>   |                         |                    |                         |                                |                 |  |
|---------------------------------|-------------------------|--------------------|-------------------------|--------------------------------|-----------------|--|
| <b>Continued</b>                |                         |                    |                         |                                |                 |  |
| <b>Item</b>                     | <b>Lining/Substrate</b> | <b>Paint type</b>  | <b>Colour</b>           | <b>Approximate Alternative</b> | <b>Supplier</b> |  |
| Concrete Slab at Bath Entrances | Painted Concrete        | Gloss Acrylic      | Venetian Red R62 – A.S. |                                | Watty           |  |
| Masonry Separation Walls        | Painted Concrete        | Semi-gloss Acrylic | Sienna (Pascol)         |                                | Watty           |  |
| Sewerage Vent Stacks            | Painted Galvanised      | Gloss Acrylic      | Sienna (Pascol)         |                                | Watty           |  |



**MAWLAND HOTEL MANAGEMENT PTY LTD.**  
**Quarantine Station**  
**Paint Schedule**

References: "Quarantine Station Paint Schedule" Clive Frain Watty/ Australia Pty. Ltd.

**THIRD CLASS PRECINCT**  
**BUILDINGS: P17**

**Exterior**

Notes:

| Item                                    | Lining/Substrate   | Paint type         | Colour                  | Approximate Alternative | Supplier  |
|---|--------------------|--------------------|-------------------------|-------------------------|-----------|
| Posts                                   | Painted Timber     | Gloss Enamel       | Dark Brown X65 – A.S.   |                         | Watty/    |
| Cross Bracing Roof Structure            | Painted Timber     | Gloss Enamel       | White N14 – A.S.        |                         | Watty/    |
| Weatherboards Vertical Front Fascia     | Painted Timber     | Semi-gloss Acrylic | Sienna (Pascol)         |                         | Watty/    |
| Weatherboards - Rear                    | Painted Timber     | Semi-gloss Acrylic | Sienna (Pascol)         |                         | Watty/    |
| Studs, Rafters, Nogging & Battens       | Painted Timber     | Gloss Enamel       | White N14 – A.S.        |                         | Watty/    |
| Timber Bench                            | Painted Timber     | Gloss Enamel       | Sienna (Pascol)         |                         | Watty/    |
| Electrical Conduit, Electrical Fittings | Painted Galvanised | Gloss Acrylic      | White N14 – A.S.        |                         | Watty/    |
| Fascia Covers                           | BlueScope          | Factory Applied    | Armour Grey (Windspray) |                         | BlueScope |
| Gutters                                 | BlueScope          | Factory Applied    | Armour Grey (Windspray) |                         | BlueScope |
| Downpipes                               | BlueScope          | Factory Applied    | Armour Grey (Windspray) |                         | BlueScope |

**MAWLAND HOTEL MANAGEMENT PTY LTD.**  
**Quarantine Station**  
**Paint Schedule**

References: "Quarantine Station Paint Schedule" Clive Frain Watty/ Australia Pty. Ltd.

| <b>THIRD CLASS PRECINCT</b>        |                         |                   |                       |                                |                 |                 |
|------------------------------------|-------------------------|-------------------|-----------------------|--------------------------------|-----------------|-----------------|
| <b>BUILDINGS: P18</b>              |                         |                   |                       |                                |                 |                 |
| <b>Exterior</b>                    |                         |                   |                       |                                |                 |                 |
| <b>Notes:</b>                      |                         |                   |                       |                                |                 |                 |
| <b>Item</b>                        | <b>Lining/Substrate</b> | <b>Paint type</b> | <b>Colour</b>         | <b>Approximate Alternative</b> | <b>Supplier</b> | <b>Supplier</b> |
| Internal Walls (Both Compartments) | Painted Masonry         | Gloss Acrylic     | White N14 – A.S.      |                                | Wattyl          | Wattyl          |
| Timber Posts                       | Painted Timber          | Gloss Enamel      | Dark Brown X65 – A.S. |                                | Wattyl          | Wattyl          |
| Timber Beams/Rafters/Ceiling       | Painted Timber          | Gloss Enamel      | Cream-Haymes          |                                | Wattyl          | Wattyl          |
| Fascias                            | Painted Timber          | Gloss Enamel      | Sienna (Pascol)       |                                | Wattyl          | Wattyl          |
| Barge Boards                       | Painted Timber          | Gloss Enamel      | Sienna (Pascol)       |                                | Wattyl          | Wattyl          |
| Chimney Stack                      | Painted Masonry         | Gloss Acrylic     | White N14 – A.S.      |                                | Wattyl          | Wattyl          |

**MAWLAND HOTEL MANAGEMENT PTY LTD.**  
**Quarantine Station**  
**Paint Schedule**

References: "Quarantine Station Paint Schedule" Clive Frain Watty/ Australia Pty. Ltd.

| <b>ASIATIC PRECINCT BUILDINGS: P27</b> |                         |                   |   |                                |                 |  |
|--|-------------------------|-------------------|---|--------------------------------|-----------------|--|
| <b>Exterior</b>                        |                         |                   |   |                                |                 |  |
| <b>Notes:</b>                          |                         |                   |   |                                |                 |  |
| <b>Item</b>                            | <b>Lining/Substrate</b> | <b>Paint type</b> | <b>Colour</b>                               | <b>Approximate Alternative</b> | <b>Supplier</b> |  |
| Window Sashes                          | Painted Timber          | Gloss Enamel      | White N14 – A.S.                            |                                | Watty/          |  |
| Window Architraves/Frames (Grd Flr)    | Painted Timber          | Gloss Enamel      | Sienna (Pascol)                             |                                | Watty/          |  |
| Window Sills - Grd Flr + Bsmt          | Painted Timber          | Gloss Enamel      | Burnt Sienna (Pascol)                       | Redwood 10D-4D                 | Watty/          |  |
| Window Frame – Bsmt                    | Painted Timber          | Gloss Enamel      | Burnt Sienna (Pascol)                       | Redwood 10D-4D                 | Watty/          |  |
| Door (Panels)                          | Painted Timber          | Gloss Enamel      | Sienna (Pascol)                             |                                | Watty/          |  |
| Doors (Muntins, Rails & Stiles)        | Painted Timber          | Gloss Enamel      | Dark Brown X65 – A.S.                       |                                | Watty/          |  |
| Bsmt Door - Leaf/Frames/               | Painted Timber          | Gloss Enamel      | Dark Brown X65 – A.S.                       |                                | Watty/          |  |
| Thresholds                             | Painted Timber          | Gloss Enamel      | Dark Brown X65 – A.S.                       |                                | Watty/          |  |
| Beams/Post Verandah                    | Painted Timber          | Gloss Enamel      | Burnt Sienna (Pascol)                       | Redwood 10D-4D                 | Watty/          |  |
| Rafters                                | Painted Timber          | Low Sheen         | Burnt Sienna (Pascol)                       | Redwood 10D-4D                 | Watty/          |  |
| Rafters Ends/Eave Linings (Grd Floor)  | Painted Timber          | Gloss Enamel      | White N14 – A.S.                            |                                | Watty/          |  |
| Verandah Fascias & Scotias             | Painted Timber          | Gloss Enamel      | Sienna (Pascol)                             |                                | Watty/          |  |
| Weatherboards                          | Painted Timber          | Low Sheen         | Sienna (Pascol)                             |                                | Watty/          |  |
| Handrail - Galvanised                  | Painted Galvanised      | Gloss Enamel      | Dark Brown X65 – A.S.                       |                                | Watty/          |  |
| Roof Sheetting Galvanised              | BlueScope               | Factory Applied   | Armour Grey (Windspray) (out building only) |                                | BlueScope       |  |

**MAWLAND HOTEL MANAGEMENT PTY LTD.**  
**Quarantine Station**  
**Paint Schedule**

References: "Quarantine Station Paint Schedule" Clive Frain Watty/ Australia Pty. Ltd.

| <b>ASIATIC PRECINCT BUILDINGS: P28 &amp; P29</b> |                         |                    |                         |                                |                 |  |
|--|-------------------------|--------------------|-------------------------|--------------------------------|-----------------|--|
| <b>Exterior</b>                                  |                         |                    |                         |                                |                 |  |
| <b>Notes:</b>                                    |                         |                    |                         |                                |                 |  |
| <b>Item</b>                                      | <b>Lining/Substrate</b> | <b>Paint type</b>  | <b>Colour</b>           | <b>Approximate Alternative</b> | <b>Supplier</b> |  |
| Eave Lining                                      | Painted Timber          | Gloss Enamel       | White N14 – A.S.        |                                | Watty/          |  |
| Window Frame/Sill                                | Painted Timber          | Gloss Enamel       | White N14 – A.S.        |                                |                 |  |
| Door Leaf & Frame                                | Painted Timber          | Gloss Enamel       | Sienna (Pascol)         |                                | Watty/          |  |
| Gable End Vents, Barge Moldings & Louvres        | Painted Timber          | Gloss Enamel       | Sienna (Pascol)         |                                | Watty/          |  |
| Concrete Slab                                    | Painted Concrete        | Gloss Acrylic      | Venetian Red R62 – A.S. |                                | Watty/          |  |
| Fascias & Rafters                                | Painted Timber          | Gloss Acrylic      | Burnt Sienna (Pascol)   |                                | Watty/          |  |
| Gutters & Downpipes                              | Painted Metal           | Semi-gloss Acrylic | Burnt Sienna (Pascol)   |                                | Watty/          |  |
| Fascia Boards                                    | Painted Timber          | Gloss Acrylic      | Burnt Sienna (Pascol)   |                                | Watty/          |  |
| Soffits  | Painted Timber          | Semi-gloss Acrylic | White N14 – A.S.        |                                | Watty/          |  |

**MAWLAND HOTEL MANAGEMENT PTY LTD.**  
**Quarantine Station**  
**Paint Schedule**

References: "Quarantine Station Paint Schedule" Clive Frain Watty/ Australia Pty. Ltd.

| <b>ASIATIC PRECINCT BUILDINGS: S9</b>                 |                         |                    |                     |                                |                 |  |
|---|-------------------------|--------------------|---------------------|--------------------------------|-----------------|--|
| <b>Exterior</b>                                       |                         |                    |                     |                                |                 |  |
| <b>Notes:</b>   |                         |                    |                     |                                |                 |  |
| <b>Item</b>   | <b>Lining/Substrate</b> | <b>Paint type</b>  | <b>Colour</b>       | <b>Approximate Alternative</b> | <b>Supplier</b> |  |
| Window Sashes   | Painted Timber          | Gloss Enamel       | White N14 – A.S.    |                                | Watty/          |  |
| Window Architraves                                    | Painted Timber          | Gloss Enamel       | Azure Blue (Pascol) |                                | Watty/          |  |
| Window Sill   | Painted Timber          | Gloss Enamel       | Azure Blue (Pascol) |                                | Watty/          |  |
| Window Frame  | Painted Timber          | Gloss Enamel       | Azure Blue (Pascol) |                                | Watty/          |  |
| Door Leaf   | Painted Timber          | Gloss Enamel       | White N14 – A.S.    |                                | Watty/          |  |
| Door Frame  | Painted Timber          | Gloss Enamel       | Azure Blue (Pascol) |                                | Watty/          |  |
| Door Architrave                                       | Painted Timber          | Gloss Enamel       | Azure Blue (Pascol) |                                | Watty/          |  |
| Weatherboards   | Painted Timber          | Semi-gloss Acrylic | Azure Blue (Pascol) |                                | Watty/          |  |
| Galvanised Cladding/ Conduit                          | Painted Galvanised      | Semi-gloss Acrylic | Azure Blue (Pascol) |                                | Watty/          |  |
| Fascia  | Painted Timber          | Gloss Enamel       | White N14 – A.S.    |                                | Watty/          |  |
| Soffits   | Painted Timber          | Gloss Enamel       | Azure Blue (Pascol) |                                | Watty/          |  |
| Verandah Post   | Painted Timber          | Gloss Enamel       | White N14 – A.S.    |                                | Watty/          |  |
| Verandah Handrail, AC Cladding and Intermediate Rails | Painted Timber & AC     | Gloss Enamel       | White N14 – A.S.    |                                | Watty/          |  |
| Verandah Fascia                                       | Painted Timber          | Gloss Enamel       | Azure Blue (Pascol) |                                | Watty/          |  |
| Verandah Galvanised Cladding                          | Painted Galvanised      | Gloss Acrylic      | Azure Blue (Pascol) |                                | Watty/          |  |
| Gutters   | Galvanised Painted      | Gloss Acrylic      | Sky Blue (Pascol)   |                                | Watty/          |  |
| Downpipes/Spreaders                                   | Galvanised Painted      | Gloss Acrylic      | Sky Blue (Pascol)   |                                | Watty/          |  |
| Chimney Stack   | Painted Masonry         | Gloss Enamel       | Azure Blue (Pascol) |                                | Watty/          |  |
| Sewerage Vent Stack                                   | Painted Galvanised      | Gloss Enamel       | Azure Blue (Pascol) |                                | Watty/          |  |

**MAWLAND HOTEL MANAGEMENT PTY LTD.  
Quarantine Station  
Paint Schedule**

References: "Quarantine Station Paint Schedule" Clive Frain Watty Australia Pty. Ltd.

| <b>Building S9<br/>Continued</b>                  | <b>Lining/Substrate</b> | <b>Paint type</b> | <b>Colour</b>           | <b>Approximate<br/>Alternative</b> | <b>Supplier</b> |
|---|-------------------------|-------------------|-------------------------|------------------------------------|-----------------|
| <b>Item</b><br>New Roof Sheeting Rear<br>Addition | BlueScope               | Factory Applied   | Armour Grey (Windspray) |                                    | BlueScope       |
| Fascia Covers                                     | Bluescope               | Factory Applied   | Armour Grey (Windspray) |                                    | BlueScope       |
| New Barge Flashing Rear<br>Addition               | Galvanised              | Gloss Acrylic     | Sky Blue (Pascol)       |                                    | Watty           |

**MAWLAND HOTEL MANAGEMENT PTY LTD.  
Quarantine Station  
Paint Schedule**

References: "Quarantine Station Paint Schedule" Clive Frain Watty/ Australia Pty. Ltd.

**ASIATIC PRECINCT – Reconstruction  
BUILDINGS: P22**

Department of Environment and Conservation – Parks and Wildlife Division  
Quarantine Station Reconstruction – Building H1  
Paint Schedule

**See attached schedule**

**MAWLAND HOTEL MANAGEMENT PTY LTD.  
Quarantine Station  
Paint Schedule**





References: "Quarantine Station Paint Schedule" Clive Frain Watty/ Australia Pty. Ltd.

|  |   |
|--|---|
|   |   |
| <p>Building P14/15 – Source: P Davies 2005</p>                                       | <p>Building P16 – Source: P Davies 2005</p>   |
|  |  |
| <p>Building P17 – Source: P Davies 2005</p>  | <p>Building P18– Source: P Davies 2005</p>  |



**MAWLAND HOTEL MANAGEMENT PTY LTD.  
Quarantine Station  
Paint Schedule**

References: "Quarantine Station Paint Schedule" Clive Frain Watty/ Australia Pty. Ltd.

|  |   |
|--|---|
|   |   |
| <p>Building P27 – Source: P Davies 2005</p>  | <p>Building P27 – Source: P Davies 2005</p>   |
|  |  |
| <p>Building P28/29 – Source: P Davies 2005</p>                                       | <p>Building S9– Source: P Davies 2005</p>   |

**MAWLAND HOTEL MANAGEMENT PTY LTD.**  
**Quarantine Station**  
**Paint Schedule**

References: "Quarantine Station Paint Schedule" Clive Frain Watty/ Australia Pty. Ltd.

| <b>ADMINISTRATION PRECINCT</b>  |                         |                    |                         |                                |                 |                 |
|---|-------------------------|--------------------|-------------------------|--------------------------------|-----------------|-----------------|
| <b>BUILDINGS: A1</b>  |                         |                    |                         |                                |                 |                 |
| <b>Exterior – 1911-1912 Colour Scheme based on H2 site verification from paint sampling</b> |                         |                    |                         |                                |                 |                 |
| <b>Notes:</b>   |                         |                    |                         |                                |                 |                 |
| <b>Item</b>   | <b>Lining/Substrate</b> | <b>Paint type</b>  | <b>Colour</b>           | <b>Approximate Alternative</b> | <b>Supplier</b> | <b>Supplier</b> |
| Window Sashes   | Painted Timber          | Gloss Enamel       | Magnolia X32 – A.S.     |                                | Watty/          | Watty/          |
| Window Frame  | Painted Timber          | Gloss Enamel       | Oriental Blue (Pascal)  |                                | Watty/          | Watty/          |
| Window Sills  | Painted Timber          | Gloss Enamel       | Oriental Blue (Pascal)  |                                | Watty/          | Watty/          |
| Door Leaf   | Painted Timber          | Gloss Enamel       | Oriental Blue (Pascal)  |                                | Watty/          | Watty/          |
| Door Frame/Transoms   | Painted Timber          | Gloss Enamel       | Magnolia X32 – A.S.     |                                | Watty/          | Watty/          |
| Downpipes/Sewerage Vent Stacks  | Painted Galvanised      | Gloss Acrylic      | Magnolia X32 – A.S.     |                                | Watty/          | Watty/          |
| Stucco Walls  | Painted Masonry         | Gloss Acrylic      | Magnolia X32 – A.S.     |                                | Watty/          | Watty/          |
| Painted Bricks  | Painted Masonry         | Gloss Acrylic      | Magnolia X32 – A.S.     |                                | Watty/          | Watty/          |
| Verandah Floor Slab   | Painted Concrete        | Gloss Acrylic      | Venetian Red R62 – A.S. |                                | Watty/          | Watty/          |
| Verandah Beams  | Painted Timber          | Gloss Enamel       | Pewter N63 – A.S.       |                                | Watty/          | Watty/          |
| Verandah Rafters  | Painted Timber          | Gloss Enamel       | Pewter N63 – A.S.       |                                | Watty/          | Watty/          |
| Verandah Linings Boards   | Painted Timber          | Gloss Enamel       | Pewter N63 – A.S.       |                                | Watty/          | Watty/          |
| Electrical Fitting/Conduit  | Painted Galvanised      | Gloss Acrylic      | Magnolia X32 – A.S.     |                                | Watty/          | Watty/          |
| Verandah Post (First Fir)   | Painted Galvanised      | Gloss Enamel       | Magnolia X32 – A.S.     |                                | Watty/          | Watty/          |
| Eaves Linings, Rafters, Verandah Linings (First Fir)  | Painted Galvanised      | Gloss Enamel       | Magnolia X32 – A.S.     |                                | Watty/          | Watty/          |
| Chimney Stack   | Painted Masonry         | Gloss Acrylic      | Magnolia X32 – A.S.     |                                | Watty/          | Watty/          |
| Concrete Roof Tiles   | Painted concrete        | Semi-gloss Acrylic | Venetian Red R62 – A.S. |                                | Watty/          | Watty/          |

**MAWLAND HOTEL MANAGEMENT PTY LTD.**  
**Quarantine Station**  
**Paint Schedule**

References: "Quarantine Station Paint Schedule" Clive Frain Watty/ Australia Pty. Ltd.

**ADMINISTRATION PRECINCT**  
**BUILDINGS: S1 and S2**

**Exterior – 1880s Colour Scheme based on site verification from paint sampling**

Notes:

| Item                                   | Lining/Substrate   | Paint type         | Colour                  | Approximate Alternative | Supplier  |
|--|--------------------|--------------------|-------------------------|-------------------------|-----------|
| Window Sashes                          | Painted Timber     | Gloss Enamel       | Manilla Y45 – A.S.      |                         | Watty/    |
| Window Architraves                     | Painted Timber     | Gloss Enamel       | Oriental Blue (Pascal)  |                         | Watty/    |
| Window Sills                           | Painted Timber     | Gloss Enamel       | Manilla Y45 – A.S.      |                         | Watty/    |
| Window Frame                           | Painted Timber     | Gloss Enamel       | Manilla Y45 – A.S.      |                         | Watty/    |
| Door Leaf                              | Painted Timber     | Gloss Enamel       | Oriental Blue (Pascal)  |                         | Watty/    |
| Door Frame                             | Painted Timber     | Gloss Enamel       | Manilla Y45 – A.S.      |                         | Watty/    |
| Door Architrave                        | Painted Timber     | Gloss Enamel       | Manilla Y45 – A.S.      |                         | Watty/    |
| Verandah Posts and Beams               | Painted Timber     | Gloss Enamel       | Manilla Y45 – A.S.      |                         | Watty/    |
| Verandah Rafters                       | Painted Timber     | Gloss Enamel       | Manilla Y45 – A.S.      |                         | Watty/    |
| AC Sheeting Verandah                   | Painted AC         |                    | Pewter N63 – A.S.       |                         | Watty/    |
| Weatherboards                          | Painted Timber     | Gloss Enamel       | Manilla Y45 – A.S.      |                         | Watty/    |
| Ridge Vent Louvres                     | Painted Timber     | Gloss Enamel       | Manilla Y45 – A.S.      |                         | Watty/    |
| Ridge Vent Sill/Framing                | Painted Timber     | Gloss Enamel       | Manilla Y45 – A.S.      |                         | Watty/    |
| Stairs Handrail                        | Painted Metal      | Gloss Enamel       | Manilla Y45 – A.S.      |                         | Watty/    |
| Bricks Base                            | Painted Masonry    |                    | Manilla Y45 – A.S.      |                         | Watty/    |
| Verandah Fascias                       | Painted Timber     | Gloss Enamel       | Manilla Y45 – A.S.      |                         | Watty/    |
| Barge Board and Fascias                | Painted timber     | Gloss Enamel       | White N14 – A.S.        |                         | Watty/    |
| Eaves Lining A/C                       | Painted AC         | Gloss Acrylic      | White N14 – A.S.        |                         | Watty/    |
| Barge/Fascia Covers                    | Painted Galvanised | Gloss Acrylic      | White N14 – A.S.        |                         | Watty/    |
| Gutters/Downpipes/Sewerage Vent Stacks | BlueScope          | Factory Applied    | Armour Grey (Windspray) |                         | BlueScope |
| Concrete Roof Tiles                    | Painted Concrete   | Semi-gloss Acrylic | Venetian Red R62 – A.S. |                         | Watty/    |

**MAWLAND HOTEL MANAGEMENT PTY LTD.**  
**Quarantine Station**  
**Paint Schedule**

References: "Quarantine Station Paint Schedule" Clive Frain Watty Australia Pty. Ltd.

**ADMINISTRATION PRECINCT**  
**BUILDINGS: A25**

**Exterior –1908 Colour Scheme based on site verification from paint sampling**

Notes:

| Item                    | Lining/Substrate   | Paint type         | Colour  | Approximate Alternative | Supplier  |
|-------------------------|--------------------|--------------------|---|-------------------------|-----------|
| Window Sashes           | Painted Timber     | Gloss Enamel       | Off White Y35 – A.S.                              |                         | Watty     |
| Window Architraves      | Painted Timber     | Gloss Enamel       | Off White Y35 – A.S.                              |                         | Watty     |
| Window Sills            | Painted Timber     | Gloss Enamel       | Off White Y35 – A.S.                              |                         | Watty     |
| Window Frames           | Painted Timber     | Gloss Enamel       | Off White Y35 – A.S.                              |                         | Watty     |
| Door Leaf               | Painted Timber     | Gloss Enamel       | Rouge (Pascol)                                    |                         | Watty     |
| Door Frames             | Painted Timber     | Gloss Enamel       | Off White Y35 – A.S.                              |                         | Watty     |
| Door Architraves        | Painted Timber     | Gloss Enamel       | Off White Y35 – A.S.                              |                         | Watty     |
| Thresholds              | Painted Timber     | Gloss Enamel       | Black Japan (Pascol)<br>(ends Oatmeal Y54 – A.S.) |                         | Watty     |
| Verandah Posts          | Painted Timber     | Gloss Enamel       | Indian Red (Pascol)                               |                         | Watty     |
| Verandah Beams          | Painted Timber     | Gloss Enamel       | Raffia X31 – A.S.                                 |                         | Watty     |
| Verandah Rafters/Batten | Painted Timber     | Gloss Enamel       | Pewter N63 – A.S.                                 |                         | Watty     |
| Light Fitting           | Painted Metal      | Gloss Acrylic      | Black Japan (Pascol)                              |                         | Watty     |
| Weatherboards           | Painted Timber     | Gloss Enamel       | Oatmeal Y54 – A.S.                                |                         |           |
| Verandah Fascias        | Painted Timber     | Gloss Enamel       | Pewter N63 – A.S.                                 |                         | Watty     |
| Handrails - Galvanised  | Painted Galvanised | Gloss Acrylic      | Indian Red (Pascol)                               |                         | Watty     |
| Concrete Roof Tiles     | Painted Concrete   | Semi-gloss Acrylic | Venetian Red R62 – A.S.                           |                         | Watty     |
| Gutters                 | BlueScope          | Factory Applied    | Armour Grey (Windspray)                           |                         | BlueScope |
| Downpipes               | BlueScope          | Factory Applied    | Armour Grey (Windspray)                           |                         | BlueScope |
| Sewerage Vent Stack     | Painted Galvanised | Gloss Acrylic      | Oatmeal Y54 – A.S.                                |                         | Watty     |

**MAWLAND HOTEL MANAGEMENT PTY LTD.**  
**Quarantine Station**  
**Paint Schedule**

References: "Quarantine Station Paint Schedule" Clive Frain Watty Australia Pty. Ltd.

**ADMINISTRATION PRECINCT**  
**BUILDINGS: A20**

**Exterior -1921 Colour Scheme- Building Presentation Plan Prepared by Maisy Stapleton for National Parks and Wildlife Service June 1997 for the Quarantine Station North Head, Manly, p 4**

Notes:

| Item                          | Lining/Substrate   | Paint type         | Colour                  | Approximate Alternative | Supplier  |
|-------------------------------|--------------------|--------------------|-------------------------|-------------------------|-----------|
| Window Sashes                 | Painted Timber     | Gloss Enamel       | Fast Grey (Pascol)      |                         | Watty     |
| Window Sills                  | Painted Timber     | Gloss Enamel       | Rouge (Pascol)          |                         | Watty     |
| Window Frames                 | Painted Timber     | Gloss Enamel       | Off White Y35 - A.S.    |                         | Watty     |
| Door Leaf                     | Painted Timber     | Gloss Enamel       | Pewter N63 - A.S.       |                         | Watty     |
| Door Frames                   | Painted Timber     | Gloss Enamel       | Pewter N63 - A.S.       |                         | Watty     |
| Verandah Posts & Handrails    | Painted Timber     | Gloss Enamel       | Rouge (Pascol)          |                         | Watty     |
| Verandah Beams (external)     | Painted Timber     | Gloss Enamel       | Sand Y44 - A.S.         |                         | Watty     |
| Verandah Lining Boards        | Painted Timber     | Gloss Enamel       | Blue Green DC 37557     |                         | Watty     |
| Rafters, Nibs & Lining Boards | Painted Timber     | Gloss Enamel       | Sand Y44 - A.S.         |                         | Watty     |
| Verandah Plate                | Painted Timber     | Gloss Enamel       | Sand Y44 - A.S.         |                         | Watty     |
| Verandah Fascias              | Painted Timber     | Gloss Enamel       | Rouge (Pascol)          |                         | Watty     |
| Timber Treads/ Stringers      | Painted Timber     | Gloss Enamel       | Light Grey N35 - A.S.   |                         | Watty     |
| Handrails Galvanised          | Painted Galvanised | Gloss Acrylic      | Light Grey N35 - A.S.   |                         | Watty     |
| Basement Door Leaf            | Painted Timber     | Gloss Enamel       | Light Grey N35 - A.S.   |                         | Watty     |
| Basement Door Frame           | Painted Timber     | Gloss Enamel       | Warm White X33 - A.S.   |                         | Watty     |
| Gutters                       | BlueScope          | Factory Applied    | Armour Grey (Windspray) |                         | BlueScope |
| Downpipes                     | BlueScope          | Factory Applied    | Armour Grey (Windspray) |                         | BlueScope |
| Sewerage Vent Stack           | Painted Galvanised | Gloss Acrylic      | Sand Y44 - A.S.         |                         | Watty     |
| Roof Ventilator               | Painted Galvanised | Gloss Acrylic      | Sand Y44 - A.S.         |                         | Watty     |
| Window Heads - Render         | Painted Masonry    | Gloss Acrylic      | Sand Y44 - A.S.         |                         | Watty     |
| Concrete Roof Tiles           | Painted Concrete   | Semi-gloss Acrylic | Venetian Red R62 - A.S. |                         | Watty     |

**MAWLAND HOTEL MANAGEMENT PTY LTD.**  
**Quarantine Station**  
**Paint Schedule**

References: "Quarantine Station Paint Schedule" Clive Frain Watty/ Australia Pty. Ltd.

| <b>ADMINISTRATION PRECINCT</b>   |                         |                    |                         |                                |                 |  |
|--|-------------------------|--------------------|-------------------------|--------------------------------|-----------------|--|
| <b>BUILDINGS: A2</b>   |                         |                    |                         |                                |                 |  |
| <b>Exterior –1921 Colour Scheme- Base on A20 Colour Scheme and site verification from paint sampling</b> |                         |                    |                         |                                |                 |  |
| <b>Notes:</b>  |                         |                    |                         |                                |                 |  |
| <b>Item</b>  | <b>Lining/Substrate</b> | <b>Paint type</b>  | <b>Colour</b>           | <b>Approximate Alternative</b> | <b>Supplier</b> |  |
| Window Sashes  | Painted Timber          | Gloss Enamel       | Off White Y35 – A.S.    |                                | Watty/          |  |
| Window Sills   | Painted Timber          | Gloss Enamel       | Off White Y35 – A.S.    |                                | Watty/          |  |
| Window Frames  | Painted Timber          | Gloss Enamel       | Off White Y35 – A.S.    |                                | Watty/          |  |
| Door Leaf  | Painted Timber          | Gloss Enamel       | Fast Grey (Pascol)      |                                | Watty/          |  |
| Door Frames  | Painted Timber          | Gloss Enamel       | Off White Y35 – A.S.    |                                | Watty/          |  |
| Rafters, Nibs, Awning Brackets, eave boards and Lining boards  | Painted Timber          | Gloss Enamel       | Magnolia X32 – A.S.     |                                | Watty/          |  |
| Soffit Linings & Brackets  | Painted Timber          | Gloss Enamel       | Magnolia X32 – A.S.     |                                | Watty/          |  |
| Handrails Galvanised - Proposed Only   | Painted Galvanised      | Gloss Acrylic      | Off White Y35 – A.S.    |                                | Watty/          |  |
| Gutters  | BlueScope               | Factory Applied    | Armour Grey (Windspray) |                                | BlueScope       |  |
| Downpipes  | BlueScope               | Factory Applied    | Armour Grey (Windspray) |                                | BlueScope       |  |
| Sewerage Vent Stack  | Painted Galvanised      | Gloss Acrylic      | Off White Y35 – A.S.    |                                | Watty/          |  |
| Window Heads - Render  | Painted Masonry         | Gloss Acrylic      | Off White Y35 – A.S.    |                                | Watty/          |  |
| AC Roof Sheeting   | Painted Ac              | Semi-gloss Acrylic | Venetian Red R62 – A.S. |                                | Watty/          |  |

**MAWLAND HOTEL MANAGEMENT PTY LTD.  
Quarantine Station  
Paint Schedule**

References: "Quarantine Station Paint Schedule" Clive Frain Watty Australia Pty. Ltd.

**ADMINISTRATION PRECINCT  
BUILDINGS: A23**

**Exterior – 1886-1908 - Colour Scheme based on site verification from paint sampling**

Notes:

| Item                     | Lining/Substrate | Paint type      | Colour                   | Approximate Alternative | Supplier  |
|--------------------------|------------------|-----------------|--------------------------|-------------------------|-----------|
| Door Leaf                | Painted Timber   | Gloss Enamel    | White N14 – A.S.         |                         | Watty     |
| Door Frames              | Painted Timber   | Gloss Enamel    | White N14 – A.S.         |                         | Watty     |
| Rafters, Barge Boards    | Painted Timber   | Gloss Enamel    | White N14 – A.S.         |                         | Watty     |
| Cladding Corrugated      | Painted Metal    | Gloss Acrylic   | Lightbox Grey N33 – A.S. |                         | Watty     |
| Gutters                  | BlueScope        | Factory Applied | Armour Grey (Windspray)  |                         | BlueScope |
| Downpipes                | BlueScope        | Factory Applied | Armour Grey (Windspray)  |                         | BlueScope |
| Fascia & Barge Coverings | BlueScope        | Factory Applied | Armour Grey (Windspray)  |                         | BlueScope |
| Roof Sheeting            | BlueScope        | Factory Applied | Armour Grey (Windspray)  |                         | BlueScope |

**MAWLAND HOTEL MANAGEMENT PTY LTD.**  
**Quarantine Station**  
**Paint Schedule**

References: "Quarantine Station Paint Schedule" Clive Frain Watty/ Australia Pty. Ltd.

**ADMINISTRATION PRECINCT**  
**BUILDINGS: A28-29**

**Exterior – 1880's Colour Scheme based on site verification from paint sampling**

Notes:

| Item                          | Lining/Substrate | Paint type         | Colour                  | Approximate Alternative | Supplier  |
|-------------------------------|------------------|--------------------|-------------------------|-------------------------|-----------|
| Window Sashes/Frame           | Painted Timber   | Gloss Enamel       | Fast Grey (Pascol)      |                         | Watty/    |
| Window Architraves            | Painted Timber   | Gloss Enamel       | Fast Grey (Pascol)      |                         | Watty/    |
| Window Sills                  | Painted Timber   | Gloss Enamel       | Fast Grey (Pascol)      |                         | Watty/    |
| Door Leaf                     | Painted Timber   | Gloss Enamel       | Fast Grey (Pascol)      |                         | Watty/    |
| Door Frames                   | Painted Timber   | Gloss Enamel       | Off White Y35 – A.S.    |                         | Watty/    |
| Door Architraves              | Painted Timber   | Gloss Enamel       | Off White Y35 – A.S.    |                         | Watty/    |
| Verandah Posts                | Painted Timber   | Gloss Enamel       | Magnolia X32 – A.S.     |                         | Watty/    |
| Verandah Beams                | Painted Timber   | Gloss Enamel       | Magnolia X32 – A.S.     |                         | Watty/    |
| Verandah Rafters              | Painted Timber   | Gloss Enamel       | Magnolia X32 – A.S.     |                         | Watty/    |
| Verandah Concrete Slab        | Painted Concrete | Gloss Acrylic      | Venetian Red R62 – A.S. |                         | Watty/    |
| Basement Door                 | Painted Timber   | Gloss Enamel       | Fast Grey (Pascol)      |                         | Watty/    |
| Timber Weatherboards-Vertical | Painted Timber   | Gloss Enamel       | Magnolia X32 – A.S.     |                         | Watty/    |
| Cladding Corrugated Verandah  | Painted Metal    | Gloss Acrylic      | Mid Stone (Pascol)      |                         | Watty/    |
| AC Cladding & beading strips  | Painted AC       | Gloss Acrylic      | Mid Stone (Pascol)      |                         | Watty/    |
| Timber Fascias                | Painted Timber   | Gloss Enamel       | Magnolia X32 – A.S.     |                         | Watty/    |
| AC Eaves Linings              | Painted AC       | Gloss Acrylic      | Magnolia X32 – A.S.     |                         | Watty/    |
| AC Roof Sheeting              | Painted AC       | Semi-gloss Acrylic | Venetian Red R62 – A.S. |                         | Watty/    |
| Gutters                       | BlueScope        | Factory Applied    | Armour Grey (Windspray) |                         | BlueScope |
| Downpipes                     | BlueScope        | Factory Applied    | Armour Grey (Windspray) |                         | BlueScope |
| Masonry Base - Bricks         | Painted Masonry  | Gloss Acrylic      | Armour Grey (Windspray) |                         | Watty/    |



**MAWLAND HOTEL MANAGEMENT PTY LTD.**  
**Quarantine Station**  
**Paint Schedule**

References: "Quarantine Station Paint Schedule" Clive Frain Watty Australia Pty. Ltd.

**ADMINISTRATION PRECINCT**  
**BUILDINGS: A18**





**Exterior – 1918 Colour Scheme based on site verification from paint sampling**

Notes:

| Item  | Lining/Substrate | Paint type         | Colour                  | Approximate Alternative | Supplier  |
|---|------------------|--------------------|-------------------------|-------------------------|-----------|
| Window Sashes                                       | Painted Timber   | Gloss Enamel       | Warm White X33 – A.S.   |                         | Watty     |
| Window Sills/Frame                                  | Painted Timber   | Gloss Enamel       | Sandstone Y53 – A.S.    |                         | Watty     |
| Door Leaf   | Painted Timber   | Gloss Enamel       | Pewter N63 – A.S.       |                         | Watty     |
| Door Frames   | Painted Timber   | Gloss Enamel       | Pewter N63 – A.S.       |                         | Watty     |
| Timber Shingles Gable End                           | Painted Timber   | Gloss Enamel       | Sandstone Y53 – A.S.    |                         | Watty     |
| AC Linings Gable End & Above<br>Roller Shutter Door | Painted Metal    | Gloss Acrylic      | Warm White X33 – A.S.   |                         | Watty     |
| Timber Barge Boards                                 | Painted Timber   | Gloss Enamel       | Warm White X33 – A.S.   |                         | Watty     |
| Rafter Ends   | Painted Timber   | Gloss Enamel       | Warm White X33 – A.S.   |                         | Watty     |
| Roller Shutter Door                                 | Painted Metal    | Gloss Acrylic      | Pewter N63 – A.S.       |                         | Watty     |
| Gutters   | BlueScope        | Factory Applied    | Armour Grey (Windspray) |                         | BlueScope |
| Downpipes   | BlueScope        | Factory Applied    | Armour Grey (Windspray) |                         | BlueScope |
| Eaves Linings                                       | Painted Timber   | Gloss Acrylic      | Warm White X33 – A.S.   |                         | Watty     |
| Concrete Roof Tiles                                 | Painted Concrete | Semi-gloss Acrylic | Venetian Red R62 – A.S. |                         | Watty     |





**MAWLAND HOTEL MANAGEMENT PTY LTD.  
Quarantine Station  
Paint Schedule**

References: "Quarantine Station Paint Schedule" Clive Frain Watty/ Australia Pty. Ltd.

|  |   |
|--|---|
|   |   |
|  |  |
| <p><b>Building A1 – Source: P Davies 2005</b></p>                                    | <p><b>Building S1 – Source: P Davies 2005</b></p>                                   |
| <p><b>Building S2 – Source: P Davies 2005</b></p>                                    | <p><b>Building A25 – Source: P Davies 2005</b></p>                                  |


**MAWLAND HOTEL MANAGEMENT PTY LTD.  
Quarantine Station  
Paint Schedule**

References: "Quarantine Station Paint Schedule" Clive Frain Watty/ Australia Pty. Ltd.

|  |   |
|--|---|
|   |   |
| <p>Building A20 – Source: P Davies 2005</p>  | <p>Building A2 – Source: P Davies 2005</p>  |
|  |  |
| <p>Building A23 – Source: P Davies 2005</p>  | <p>Building A28/29 – Source: P Davies 2005</p>                                      |

**MAWLAND HOTEL MANAGEMENT PTY LTD.  
Quarantine Station  
Paint Schedule**

References: "Quarantine Station Paint Schedule" Clive Frain Watty/ Australia Pty. Ltd.



**MAWLAND HOTEL MANAGEMENT PTY LTD.**  
**Quarantine Station**  
**Paint Schedule**

References: "Quarantine Station Paint Schedule" Clive Frain Watty/ Australia Pty. Ltd.

**ADMINISTRATION PRECINCT – Staff Cottages**  
**BUILDINGS: S10**

**Exterior –1921 Colour Scheme based on site verification from paint sampling**

Notes:

| Item                          | Lining/Substrate   | Paint type         | Colour                    | Approximate Alternative | Supplier |
|-------------------------------|--------------------|--------------------|---------------------------|-------------------------|----------|
| Window Sashes                 | Painted Timber     | Gloss Enamel       | Pale Cream BS 352         |                         | Watty/   |
| Window Sills                  | Painted Timber     | Gloss Enamel       | White N14 – A.S.          |                         | Watty/   |
| Window Frames                 | Painted Timber     | Gloss Enamel       | White N14 – A.S.          |                         | Watty/   |
| Door Leaf                     | Painted Timber     | Gloss Enamel       | Chamois Y52 – A.S.        |                         | Watty/   |
| Door Frames                   | Painted Timber     | Gloss Enamel       | Pale Cream BS 352         |                         | Watty/   |
| Thresholds                    | Painted Concrete   | Gloss Enamel       | Venetian Red R62 – A.S.   |                         | Watty/   |
| Verandah Posts (rear)         | Painted Timber     | Gloss Enamel       | White N14 – A.S.          |                         | Watty/   |
| Verandah Lining Boards        | Painted Timber     | Gloss Enamel       | Blue Green DC 37557       |                         | Watty/   |
| Rafters, Nibs & Lining Boards | Painted Timber     | Gloss Enamel       | Light Stone BS 361        |                         | Watty/   |
| Fascias & Barge Boards        | Painted Timber     | Gloss Enamel       | Winter Wisper 61A-2P      |                         | Watty/   |
| Barge Covers                  | Painted Timber     | Gloss Enamel       | Light Box Grey – A.S.     |                         | Watty/   |
| Handrails - Galvanised        | Painted Galvanised | Gloss Acrylic      | Dark Brown X65 – A.S.     |                         | Watty/   |
| Crawl Space Door              | Painted Timber     | Gloss Enamel       | Dark Brown X65 – A.S.     |                         | Watty/   |
| Gutters                       | Painted Galvanised | Semi-gloss Acrylic | Light Box Grey N33 – A.S. | Gull Grey               | Watty/   |
| Downpipes                     | Painted Galvanised | Semi-gloss Acrylic | Light Box Grey N33 – A.S. | Gull Grey               | Watty/   |
| Sewerage Vent Stack           | Painted Galvanised | Gloss Acrylic      | Dark Brown X65 – A.S.     |                         | Watty/   |
| Roof Sheetting Metal          | Colorbond          | Semi-gloss Acrylic | Light Box Grey N33 – A.S. | Gull Grey               | Watty/   |

**MAWLAND HOTEL MANAGEMENT PTY LTD.**  
**Quarantine Station**  
**Paint Schedule**

References: "Quarantine Station Paint Schedule" Clive Frain Watty/ Australia Pty. Ltd.

**ADMINISTRATION PRECINCT – Staff Cottages**  
**BUILDINGS: S4**

**Exterior –1916 Colour Scheme based on site verification from paint sampling**

**Notes:**

| Item                            | Lining/Substrate   | Paint type         | Colour                    | Approximate Alternative | Supplier |
|---------------------------------|--------------------|--------------------|---------------------------|-------------------------|----------|
| Window Sashes                   | Painted Timber     | Gloss Enamel       | Pale Cream BS 352         |                         | Watty/   |
| Window Sills                    | Painted Timber     | Gloss Enamel       | White N14 – A.S.          |                         | Watty/   |
| Window Frames                   | Painted Timber     | Gloss Enamel       | White N14 – A.S.          |                         | Watty/   |
| Door Leaf                       | Painted Timber     | Gloss Enamel       | Chamois Y52 – A.S.        |                         | Watty/   |
| Door Frames                     | Painted Timber     | Gloss Enamel       | Pale Cream BS 352         |                         | Watty/   |
| Thresholds                      | Painted Concrete   | Gloss Acrylic      | Venetian Red R62 – A.S.   |                         | Watty/   |
| Rafters, Nibs and Lining boards | Painted Timber     | Gloss Enamel       | Light Stone BS 361        |                         | Watty/   |
| Verandah Plate & Fascias        | Painted Timber     | Gloss Enamel       | Pale Cream BS 352         |                         | Watty/   |
| Barge Boards                    | Painted Timber     | Gloss Enamel       | Winter Wisper 61A-2P      |                         | Watty/   |
| Handrails Timber                | Painted Galvanised | Gloss Acrylic      | White N14 – A.S.          |                         | Watty/   |
| Crawl Space Door                | Painted Timber     | Gloss Enamel       | Dark Brown X65 – A.S.     |                         | Watty/   |
| Gutters                         | Painted Galvanised | Semi-gloss Acrylic | Light Box Grey N33 – A.S. | Gull Grey               | Watty/   |
| Downpipes                       | Painted Galvanised | Semi-gloss Acrylic | Light Box Grey N33 – A.S. | Gull Grey               | Watty/   |
| Sewerage Vent Stack             | Painted Galvanised | Gloss Acrylic      | Dark Brown X65 – A.S.     |                         | Watty/   |
| Concrete Roof Tiles             | Painted Concrete   | Semi-gloss Acrylic | Venetian Red R62 – A.S.   |                         | Watty/   |
| Chimney Base Stucco             | Painted Masonry    | Gloss Acrylic      | Magnolia X32 – A.S.       |                         | Watty/   |

**MAWLAND HOTEL MANAGEMENT PTY LTD.**  
**Quarantine Station**  
**Paint Schedule**

References: "Quarantine Station Paint Schedule" Clive Frain Watty/ Australia Pty. Ltd.

**ADMINISTRATION PRECINCT – Staff Cottages**  
**BUILDINGS: S12**

**Exterior –1913 Colour Scheme based on site verification from paint sampling**

Notes:

| Item                            | Lining/Substrate   | Paint type         | Colour                    | Approximate Alternative | Supplier |
|---------------------------------|--------------------|--------------------|---------------------------|-------------------------|----------|
| Window Sashes                   | Painted Timber     | Gloss Enamel       | Pale Cream BS 352         |                         | Watty/   |
| Window Sills                    | Painted Timber     | Gloss Enamel       | White N14 – A.S.          |                         | Watty/   |
| Window Frames                   | Painted Timber     | Gloss Enamel       | White N14 – A.S.          |                         | Watty/   |
| Door Leaf                       | Painted Timber     | Gloss Enamel       | Chamois Y52 – A.S.        |                         | Watty/   |
| Door Frames                     | Painted Timber     | Gloss Enamel       | Pale Cream BS 352         |                         | Watty/   |
| Thresholds                      | Painted Concrete   | Gloss Acrylic      | Venetian Red R62 – A.S.   |                         | Watty/   |
| Rafters, Nibs and Lining boards | Painted Timber     | Gloss Enamel       | Light Stone BS 361        |                         | Watty/   |
| Barge & Fascias                 | Painted Timber     | Gloss Enamel       | Light Box Grey N33 – A.S. |                         | Watty/   |
| Handrails Timber                | Painted Galvanised | Gloss Acrylic      | White N14 – A.S.          |                         | Watty/   |
| Crawl Space Door                | Painted Timber     | Gloss Enamel       | Dark Brown X65 – A.S.     |                         | Watty/   |
| Gutters                         | Painted Galvanised | Semi-gloss Acrylic | Light Box Grey N33 – A.S. | Gull Grey               | Watty/   |
| Downpipes                       | Painted Galvanised | Semi-gloss Acrylic | Light Box Grey N33 – A.S. | Gull Grey               | Watty/   |
| Sewerage Vent Stack             | Painted Galvanised | Gloss Acrylic      | Dark Brown X65 – A.S.     |                         | Watty/   |
| AC Roof Sheetting               | AC                 | Semi-gloss Acrylic | Venetian Red R62 – A.S.   |                         | Watty/   |
| Chimney Base Stucco             | Painted Masonry    | Gloss Acrylic      | Magnolia X32 – A.S.       |                         | Watty/   |

**MAWLAND HOTEL MANAGEMENT PTY LTD.**  
**Quarantine Station**  
**Paint Schedule**

References: "Quarantine Station Paint Schedule" Clive Frain Watty Australia Pty. Ltd.

**ADMINISTRATION PRECINCT**  
**BUILDINGS: S6**

**Exterior – 1853 Colour Scheme based on site verification from paint sampling + Robert Moore Scrapes 16<sup>th</sup> April, 1986**

Notes:

| Item                          | Lining/Substrate   | Paint type    | Colour                  | Site Verified Alternative | Supplier |
|-------------------------------|--------------------|---------------|-------------------------|---------------------------|----------|
| Window Sashes                 | Painted Timber     | Gloss Enamel  | White N14 – A.S.        | Fast Grey (Pascol)        | Watty    |
| Window Sills                  | Painted Timber     | Gloss Enamel  | White N14 – A.S.        | Off White Y35 – A.S.      | Watty    |
| Window Frames/Architraves     | Painted Timber     | Gloss Enamel  | White N14 – A.S.        | Off White Y35 – A.S.      | Watty    |
| Door Frames                   | Painted Timber     | Gloss Enamel  | White N14 – A.S.        | Off White Y35 – A.S.      | Watty    |
| Door Leaf                     | Painted Timber     | Gloss Enamel  | White N14 – A.S.        | Fast Grey (Pascol)        | Watty    |
| Door Architrave               | Painted Timber     | Gloss Enamel  | White N14 – A.S.        | Off White Y35 – A.S.      | Watty    |
| Thresholds                    | Painted Concrete   | Gloss Enamel  | Venetian Red R62 – A.S. |                           | Watty    |
| Verandah Posts                | Painted Timber     | Gloss Enamel  | White N14 – A.S.        | Off White Y35 – A.S.      | Watty    |
| Verandah Beams                | Painted Timber     | Gloss Enamel  | White N14 – A.S.        | Off White Y35 – A.S.      | Watty    |
| Verandah Rafters/Batten       | Painted Timber     | Gloss Enamel  | White N14 – A.S.        | Off White Y35 – A.S.      | Watty    |
| Verandah Handrail             | Painted Timber     | Gloss Enamel  | White N14 – A.S.        | Off White Y35 – A.S.      | Watty    |
| Verandah Concrete Slab (Rear) | Painted Concrete   | Gloss Enamel  | Venetian Red R62 – A.S. |                           | Watty    |
| Weatherboards                 | Painted Timber     | Gloss Enamel  | Manilla Y45 – A.S.      | Blue Grey N55 – A.S.      | Watty    |
| Verandah Fascias              | Painted Timber     | Gloss Enamel  | Manilla Y45 – A.S.      | Off White Y35 – A.S.      | Watty    |
| Handrails - Galvanised        | Painted Galvanised | Gloss Acrylic | White N14 – A.S.        | Off White Y35 – A.S.      | Watty    |
| AC Roof Sheeting              | Painted AC         | Low Sheen     | Venetian Red R62 – A.S. |                           | Watty    |
| Gutters                       | Painted Galvanised | Gloss Acrylic | White N14 – A.S.        | Gull Grey                 | Watty    |
| Downpipes                     | Painted Galvanised | Gloss Acrylic | Manilla Y45 – A.S.      | Gull Grey                 | Watty    |
| Sewerage Vent Stack           | Painted Galvanised | Gloss Acrylic | Manilla Y45 – A.S.      | Off White Y35 – A.S.      | Watty    |
| Chimney Stacks                | Painted Masonry    | Gloss Acrylic | White N14 – A.S.        | Off White Y35 – A.S.      | Watty    |
| Brick Base                    | Painted Masonry    | Gloss Acrylic | White N14 – A.S.        | Off White Y35 – A.S.      | Watty    |
| Stone Base                    | Painted Masonry    | Gloss Acrylic | White N14 – A.S.        | Off White Y35 – A.S.      | Watty    |
| Lattice to rear Verandah      | Painted Timber     | Gloss Enamel  | White N14 – A.S.        | Off White Y35 – A.S.      | Watty    |



**MAWLAND HOTEL MANAGEMENT PTY LTD.**  
**Quarantine Station**  
**Paint Schedule**

References: "Quarantine Station Paint Schedule" Clive Frain Watty/ Australia Pty. Ltd.

**ADMINISTRATION PRECINCT – Staff Cottages**  
**BUILDINGS: S15, S16**

**Exterior –1921 Colour Scheme based on site verification from paint sampling**

Notes:

| Item                          | Lining/Substrate   | Paint type         | Colour                    | Approximate Alternative | Supplier |
|-------------------------------|--------------------|--------------------|---------------------------|-------------------------|----------|
| Window Sashes                 | Painted Timber     | Gloss Enamel       | White N14 – A.S.          |                         | Watty/   |
| Window Sills                  | Painted Timber     | Gloss Enamel       | White N14 – A.S.          |                         | Watty/   |
| Window Frames                 | Painted Timber     | Gloss Enamel       | White N14 – A.S.          |                         | Watty/   |
| Door Leaf                     | Painted Timber     | Gloss Enamel       | Chamois Y52 – A.S.        |                         | Watty/   |
| Door Frames                   | Painted Timber     | Gloss Enamel       | White N14 – A.S.          |                         | Watty/   |
| Thresholds                    | Painted Concrete   | Gloss Enamel       | Venetian Red R62 – A.S.   |                         | Watty/   |
| Rafters, Nibs & Lining Boards | Painted Timber     | Gloss Enamel       | Winter Wisper 61A-2P      |                         | Watty/   |
| Fascias                       | Painted Timber     | Gloss Enamel       | Winter Wisper 61A-2P      |                         | Watty/   |
| Eaves Linings                 | Painted Timber     | Gloss Acrylic      | Winter Wisper 61A-2P      |                         | Watty/   |
| Crawl Space Door              | Painted Timber     | Gloss Enamel       | Dark Brown X65 – A.S.     |                         | Watty/   |
| Gutters                       | Painted Galvanised | Gloss Acrylic      | Light Box Grey N33 – A.S. | Gull Grey               | Watty/   |
| Downpipes                     | Painted Galvanised | Gloss Acrylic      | Light Box Grey N33 – A.S. | Gull Grey               | Watty/   |
| Sewerage Vent Stack           | Painted Galvanised | Gloss Acrylic      | Dark Brown X65 – A.S.     |                         | Watty/   |
| AC Roof Sheeting              | Painted AC         | Semi-gloss Acrylic | Venetian Red R62 – A.S.   |                         | Watty/   |
| Chimney Base - Stucco         | Painted Masonry    | Gloss Acrylic      | Winter Wisper 61A-2P      |                         | Watty/   |
| Concrete Freeze (S16)         | Painted Render     | Gloss Acrylic      | Winter Wisper 61A-2P      |                         | Watty/   |

**MAWLAND HOTEL MANAGEMENT PTY LTD.**  
**Quarantine Station**  
**Paint Schedule**

References: "Quarantine Station Paint Schedule" Clive Frain Watty Australia Pty. Ltd.

**ADMINISTRATION PRECINCT – Staff Cottages**  
**BUILDINGS: S14**

**Exterior –1921 Colour Scheme based on site verification from paint sampling**

Notes:

| Item                | Lining/Substrate   | Paint type         | Colour                  | Approximate Alternative | Supplier  |
|---------------------|--------------------|--------------------|-------------------------|-------------------------|-----------|
| Window Sashes       | Painted Timber     | Gloss Enamel       | White N14 – A.S.        |                         | Watty     |
| Window Sills        | Painted Timber     | Gloss Enamel       | White N14 – A.S.        |                         | Watty     |
| Window Frames       | Painted Timber     | Gloss Enamel       | White N14 – A.S.        |                         | Watty     |
| Door Leaf           | Painted Timber     | Gloss Enamel       | Chamois Y52 – A.S.      |                         | Watty     |
| Door Frames         | Painted Timber     | Gloss Enamel       | White N14 – A.S.        |                         | Watty     |
| Thresholds          | Painted Concrete   | Gloss Acrylic      | Venetian Red R62 – A.S. |                         | Watty     |
| Eaves Linings       | Painted AC         | Gloss Acrylic      | Winter Wisper 61A-2P    |                         | Watty     |
| Crawl Space Door    | Painted Timber     | Gloss Enamel       | Dark Brown X65 – A.S.   |                         | Watty     |
| Gutters             | BlueScope          | Factory Applied    | Armour Grey (Windspray) |                         | BlueScope |
| Downpipes           | BlueScope          | Factory Applied    | Armour Grey (Windspray) |                         | BlueScope |
| AC Roof Sheeting    | Painted AC         | Semi-gloss Acrylic | Venetian Red R62 – A.S. |                         | Watty     |
| Sewerage Vent Stack | Painted Galvanised | Gloss Acrylic      | Dark Brown X65 – A.S.   |                         | Watty     |
| Electrical Box      | Painted Galvanised | Gloss Acrylic      | Armour Grey (Windspray) |                         | Watty     |
| Shed (S14a)         | Painted Timber     | Gloss Enamel       | Magnolia X32 – A.S.     |                         | Watty     |

**MAWLAND HOTEL MANAGEMENT PTY LTD.  
Quarantine Station  
Paint Schedule**

References: "Quarantine Station Paint Schedule" Clive Frain Watty Australia Pty. Ltd.

**ADMINISTRATION PRECINCT  
BUILDINGS: S5**

**Exterior –1853 Colour Scheme based on site verification from paint sampling**

Notes:

| Item                         | Lining/Substrate   | Paint type      | Colour                     | Approximate Alternative | Supplier  |
|------------------------------|--------------------|-----------------|----------------------------|-------------------------|-----------|
| Window Sashes                | Painted Timber     | Gloss Enamel    | White N14 – A.S.           |                         | Watty     |
| Window Sills/Frame           | Painted Timber     | Gloss Enamel    | Cromwel Brown 10-3D        |                         | Watty     |
| Window Architrave            | Painted Timber     | Gloss Enamel    | Cromwel Brown 10-3D        |                         | Watty     |
| Door Leaf                    | Painted Timber     | Gloss Enamel    | Red Brown DC 36587         |                         | Watty     |
| Door Architrave/Frame        | Painted Timber     | Gloss Enamel    | Cromwel Brown 10-3D        |                         | Watty     |
| Thresholds                   | Painted Timber     | Gloss Enamel    | Cromwel Brown 10-3D        |                         | Watty     |
| Verandah Posts               | Painted Timber     | Gloss Enamel    | Cromwel Brown 10-3D        |                         | Watty     |
| Verandah Beams               | Painted Timber     | Gloss Enamel    | Red Brown DC 36587         |                         | Watty     |
| Verandah Rafters/Batten      | Painted Timber     | Gloss Enamel    | Red Brown DC 36587         |                         | Watty     |
| Verandah Handrail            | Painted Timber     | Gloss Enamel    | Cromwel Brown 10-3D        |                         | Watty     |
| Weatherboards                | Painted Timber     | Gloss Enamel    | Red Brown DC 36587         |                         | Watty     |
| Verandah Fascias/Balustrades | Painted Timber     | Gloss Enamel    | Red Brown DC 36587         |                         | Watty     |
| Roof Sheeting - Metal        | BlueScope          | Factory Applied | Armour Grey (Windspray)    |                         | Watty     |
| Gutters                      | BlueScope          | Factory Applied | Armour Grey (Windspray)    |                         | BlueScope |
| Downpipes                    | BlueScope          | Factory Applied | Armour Grey (Windspray)    |                         | BlueScope |
| Sewerage Vent Stack          | Painted Galvanised | Gloss Acrylic   | Deep Indian Red R64 – A.S. |                         | Watty     |
| Window Awnings - Galvanised  | Painted Galvanised | Gloss Acrylic   | Red Brown DC 36587         |                         | Watty     |

**MAWLAND HOTEL MANAGEMENT PTY LTD.**  
**Quarantine Station**  
**Paint Schedule**

References: "Quarantine Station Paint Schedule" Clive Frain Watty Australia Pty. Ltd.

**ADMINISTRATION PRECINCT**  
**BUILDINGS: A24**

**Exterior –1912-13 Colour Scheme based on site verification from paint sampling**

Notes:

| Item                            | Lining/Substrate   | Paint type         | Colour                  | Approximate Alternative | Supplier |
|---------------------------------|--------------------|--------------------|-------------------------|-------------------------|----------|
| Window Sills                    | Painted Timber     | Gloss Enamel       | White N14 – A.S.        |                         | Watty    |
| Window Frames                   | Painted Timber     | Gloss Enamel       | White N14 – A.S.        |                         | Watty    |
| Door Leaf (Grd flr)             | Painted Timber     | Gloss Enamel       | Sea Green (Pascol)      |                         | Watty    |
| Door Leaf (Loft)                | Painted Timber     | Gloss Enamel       | White N14 – A.S.        |                         | Watty    |
| Carpport Posts                  | Painted Timber     | Gloss Enamel       | White N14 – A.S.        |                         | Watty    |
| Carpport Beams                  | Painted Timber     | Gloss Enamel       | White N14 – A.S.        |                         | Watty    |
| Carpport Weatherboards Vertical | Painted Timber     | Gloss Enamel       | White N14 – A.S.        |                         | Watty    |
| Rafter Nibs and Supports        | Painted Timber     | Gloss Enamel       | White N14 – A.S.        |                         | Watty    |
| Fascias                         | Painted Timber     | Gloss Enamel       | White N14 – A.S.        |                         | Watty    |
| Cladding – Galvanised           | Painted Metal      | Gloss Enamel       | Mist Green G54 – A.S.   |                         | Watty    |
| Downpipes Galvanised            | Painted Galvanised | Semi-gloss Acrylic | White N14 – A.S.        |                         | Watty    |
| Ridge Vent Architrave/Frame     | Painted Timber     | Gloss Enamel       | White N14 – A.S.        |                         | Watty    |
| Ridge Vent Louvres              | Painted Timber     | Gloss Enamel       | White N14 – A.S.        |                         | Watty    |
| Roof Galvanised                 | Painted Galvanised | Semi-gloss Acrylic | Venetian Red R62 – A.S. |                         | Watty    |

**MAWLAND HOTEL MANAGEMENT PTY LTD.**  
**Quarantine Station**  
**Paint Schedule**

References: "Quarantine Station Paint Schedule" Clive Frain Watty/ Australia Pty. Ltd.

| <b>ADMINISTRATION PRECINCT</b>  |                         |                   |               |   |                    |                 |
|---|-------------------------|-------------------|---------------|---|--------------------|-----------------|
| <b>BUILDINGS: L13</b>   |                         |                   |               |   |                    |                 |
| <b>Exterior – 1957 Colour Scheme based on site verification from paint sampling</b> |                         |                   |               |   |                    |                 |
| <b>Notes:</b>   |                         |                   |               |   |                    |                 |
| <b>Item</b>   | <b>Lining/Substrate</b> | <b>Paint type</b> | <b>Colour</b> | <b>Approximate</b>                      | <b>Alternative</b> | <b>Supplier</b> |
| Door Leaf & Framing   | Aluminium               | Gloss Acrylic     | Clear         | Aluclear                                |                    | Watty/          |
| Exterior Galvanised Framing –<br>Shade Cloth Structure                              | Painted Galvanised      | Gloss Acrylic     | Black         | Sigma Cover<br>CM Miocoat or equivalent |                    | Watty/          |

**MAWLAND HOTEL MANAGEMENT PTY LTD.**  
**Quarantine Station**  
**Paint Schedule**

References: "Quarantine Station Paint Schedule" Clive Frain Watty Australia Pty. Ltd.

**ADMINISTRATION PRECINCT**  
**BUILDINGS: L02b**  
**Exterior – 1929-1954 Colour Scheme based on site verification from paint sampling**

**Notes:**

| Item          | Lining/Substrate | Paint type    | Colour                  | Approximate Alternative | Supplier |
|---------------|------------------|---------------|-------------------------|-------------------------|----------|
| Door Leaf     | Painted Timber   | Gloss Enamel  | Venetian Red R62 – A.S. |                         | Watty    |
| Door Frame    | Painted Timber   | Gloss Enamel  | Mist Green G54 – A.S.   |                         | Watty    |
| Barge Board   | Painted Timber   | Gloss Enamel  | Mist Green G54 – A.S.   |                         | Watty    |
| Roof Sheeting | Painted Metal    | Gloss Acrylic | Mist Green G54 – A.S.   |                         | Watty    |
| Barge Covers  | Painted Metal    | Gloss Acrylic | Mist Green G54 – A.S.   |                         | Watty    |

**MAWLAND HOTEL MANAGEMENT PTY LTD.**  
**Quarantine Station**  
**Paint Schedule**

References: "Quarantine Station Paint Schedule" Clive Frain Watty/ Australia Pty. Ltd.

**ADMINISTRATION PRECINCT**  
**BUILDINGS: L08a**  
**Exterior – 1900-1910 Colour Scheme based on site verification from paint sampling**

Notes:

| Item                | Lining/Substrate | Paint type         | Colour                  | Approximate Alternative | Supplier  |
|---------------------|------------------|--------------------|-------------------------|-------------------------|-----------|
| Door Leaf           | Painted Timber   | Gloss Acrylic      | Rouge (Pascol)          |                         | Watty/    |
| Door Frame          | Painted Timber   | Gloss Acrylic      | Rouge (Pascol)          |                         | Watty/    |
| Window Sash         | Painted Timber   | Gloss Acrylic      | Rouge (Pascol)          |                         | Watty/    |
| Window Frame        | Painted Timber   | Gloss Acrylic      | Rouge (Pascol)          |                         | Watty/    |
| Rafter Nibs         | Painted Timber   | Gloss Acrylic      | Storm Blue B55 – A.S.   |                         | Watty/    |
| AC Roof Sheeting    | Painted AC       | Semi-gloss Acrylic | Armour Grey (Windspray) |                         | Watty/    |
| Gutters & Downpipes | BlueScope        | Factory Applied    | Armour Grey (Windspray) |                         | BlueScope |

**MAWLAND HOTEL MANAGEMENT PTY LTD.**  
**Quarantine Station**  
**Paint Schedule**

References: "Quarantine Station Paint Schedule" Clive Frain Watty Australia Pty. Ltd.

| <b>ADMINISTRATION PRECINCT</b>   |                         |                    |                         |                                |                 |  |
|--|-------------------------|--------------------|-------------------------|--------------------------------|-----------------|--|
| <b>BUILDINGS: A26</b>  |                         |                    |                         |                                |                 |  |
| <b>Exterior 1953-60 Colour Scheme based on site verification from paint sampling</b> |                         |                    |                         |                                |                 |  |
| <b>Notes:</b>  |                         |                    |                         |                                |                 |  |
| <b>Item</b>  | <b>Lining/Substrate</b> | <b>Paint type</b>  | <b>Colour</b>           | <b>Approximate Alternative</b> | <b>Supplier</b> |  |
| <b>BUILDING A26</b>  |                         |                    |                         |                                |                 |  |
| Fascia & Barge Boards  | Painted Timber          | Gloss Enamel       | Sea Green (Pascol)      |                                | Wattyl          |  |
| Window Sashes  | Painted Timber          | Gloss Enamel       | Sea Green (Pascol)      |                                | Wattyl          |  |
| Window Frame/Architrave  | Painted Timber          | Gloss Enamel       | Sea Green (Pascol)      |                                | Wattyl          |  |
| Window Sills   | Painted Timber          | Gloss Enamel       | Sea Green (Pascol)      |                                | Wattyl          |  |
| Garage Door Frame  | Painted Timber          | Gloss Enamel       | Sea Green (Pascol)      |                                | Wattyl          |  |
| Garage Door Architrave   | Painted Timber          | Gloss Enamel       | Sea Green (Pascol)      |                                | Wattyl          |  |
| Garage Door  | Painted Metal           | Gloss Enamel       | Sea Green (Pascol)      |                                | Wattyl          |  |
| Timber Outriggers  | Painted Timber          | Gloss Enamel       | Sea Green (Pascol)      |                                | Wattyl          |  |
| Pipes  | Painted steel           | Gloss Enamel       | Mist Green G54 – A.S.   |                                | Wattyl          |  |
| Roof Sheeting  | BlueScope               | Factory applied    | Armour Grey (Windspray) |                                | BlueScope       |  |
| Gutters  | BlueScope               | Factory applied    | Armour Grey (Windspray) |                                | BlueScope       |  |
| Downpipes  | BlueScope               | Factory applied    | Armour Grey (Windspray) |                                | BlueScope       |  |
| Adjoining Pipe Fencing   | Painted Galvanised      | Gloss Acrylic      | White N14 – A.S.        |                                | Wattyl          |  |
| Entrance Door  | Painted Timber          | Semi-gloss Acrylic | Coir (Pascol)           |                                | Wattyl          |  |
| Exterior Cladding  | AC & FC Painted         | Gloss Acrylic      | Mist Green G54 – A.S.   |                                | Wattyl          |  |



**MAWLAND HOTEL MANAGEMENT PTY LTD.  
Quarantine Station  
Paint Schedule**

References: "Quarantine Station Paint Schedule" Clive Frain Watty Australia Pty. Ltd.

| <b>ADMINISTRATION PRECINCT – Staff Cottages<br/>BUILDINGS: S7</b>                  |                         |                    |                            |                                |                 |  |
|--|-------------------------|--------------------|----------------------------|--------------------------------|-----------------|--|
| <b>Exterior –1935 Colour Scheme based on site verification from paint sampling</b> |                         |                    |                            |                                |                 |  |
| <b>Notes:</b>  |                         |                    |                            |                                |                 |  |
| <b>Item</b>  | <b>Lining/Substrate</b> | <b>Paint type</b>  | <b>Colour</b>              | <b>Approximate Alternative</b> | <b>Supplier</b> |  |
| Window Sashes  | Painted Timber          | Gloss Enamel       | Warm White X33 – A.S.      |                                | Watty           |  |
| Window Sills   | Painted Timber          | Gloss Enamel       | Deep Indian Red R64 – A.S. |                                | Watty           |  |
| Window Frames  | Painted Timber          | Gloss Enamel       | Deep Indian Red R64 – A.S. |                                | Watty           |  |
| Door Leaf (Grd Flr)  | Painted Timber          | Gloss Enamel       | Deep Indian Red R64 – A.S. |                                | Watty           |  |
| Door Frames (Grd Flr)  | Painted Timber          | Gloss Enamel       | Water Green (Pascol)       |                                | Watty           |  |
| Door Leaf (Bsmt Flr)   | Painted Timber          | Gloss Enamel       | Deep Indian Red R64 – A.S. |                                | Watty           |  |
| Door Frames (Bsmt Flr)   | Painted Timber          | Gloss Enamel       | Deep Indian Red R64 – A.S. |                                | Watty           |  |
| Roller Shutter Door and Frame  | Painted Metal           | Gloss Acrylic      | Deep Indian Red R64 – A.S. |                                | Watty           |  |
| Fascias  | Painted Timber          | Gloss Enamel       | Warm White X33 – A.S.      |                                | Watty           |  |
| Eaves Linings  | Painted AC              | Gloss Enamel       | Warm White X33 – A.S.      |                                | Watty           |  |
| Basement Door  | Painted Timber          | Gloss Enamel       | Deep Indian Red R64 – A.S. |                                | Watty           |  |
| Gutters (1935 Building)  | Copper                  | Retained           | -                          | -                              | -               |  |
| Downpipes (1935 Building)  | Copper                  | Retained           | -                          | -                              | -               |  |
| AC Roof Sheeting   | Painted AC              | Semi-gloss Acrylic | Venetian Red R62 – A.S.    |                                | Watty           |  |
| Sewerage Vent Stack  | Painted Galvanised      | Gloss Acrylic      | Deep Indian Red R64 – A.S. |                                | Watty           |  |
| Adjoining Handrails/Post - Galvanised  | Painted Galvanised      | Gloss Enamel       | White N14 – A.S.           |                                | Watty           |  |
| Stair Handrails / Stringers  | Painted Timber          | Gloss Enamel       | Warm White X33 – A.S.      |                                | Watty           |  |
| Sewerage Vent Stack  | Painted Galvanised      | Gloss Acrylic      | Deep Indian Red R64 – A.S. |                                | Watty           |  |
| Beam over Main Entrance  | Painted Timber          | Gloss Enamel       | Warm White X33 – A.S.      |                                | Watty           |  |





**MAWLAND HOTEL MANAGEMENT PTY LTD.**  
**Quarantine Station**  
**Paint Schedule**

References: "Quarantine Station Paint Schedule" Clive Frain Watty/ Australia Pty. Ltd.

| <b>ADMINISTRATION PRECINCT – Staff Cottages</b>   |                         |                   |                         |                                |                 |  |
|---|-------------------------|-------------------|-------------------------|--------------------------------|-----------------|--|
| <b>BUILDINGS: A22</b>   |                         |                   |                         |                                |                 |  |
| <b>Exterior –1911-1929 Colour Scheme based on site verification from paint sampling</b> |                         |                   |                         |                                |                 |  |
| <b>Notes:</b>   |                         |                   |                         |                                |                 |  |
| <b>Item</b>   | <b>Lining/Substrate</b> | <b>Paint type</b> | <b>Colour</b>           | <b>Approximate Alternative</b> | <b>Supplier</b> |  |
| Corrugated Iron Sheeting (Roof)   | Painted Metal           | Gloss Acrylic     | Venetian Red R62 – A.S. |                                | Watty/          |  |
| Corrugated Iron Sheeting (Walls)  | Painted Metal           | Gloss Acrylic     | Venetian Red R62 – A.S. |                                | Watty/          |  |
| Fascia  | Painted Timber          | Gloss Acrylic     | Venetian Red R62 – A.S. |                                | Watty/          |  |
| Door Frame  | Painted Metal           | Gloss Acrylic     | Venetian Red R62 – A.S. |                                | Watty/          |  |
| Door Leaf (metal)   | Painted Metal           | Gloss Acrylic     | Venetian Red R62 – A.S. |                                | Watty/          |  |





**MAWLAND HOTEL MANAGEMENT PTY LTD.  
Quarantine Station  
Paint Schedule**

References: "Quarantine Station Paint Schedule" Clive Frain Watty Australia Pty. Ltd.

|  |   |
|--|---|
|   |   |
| <p><b>Building S10 – Source: P Davies 2005</b></p>                                   | <p><b>Building S4 – Source: P Davies 2005</b></p>                                   |
|  |  |
| <p><b>Building S12 – Source: P Davies 2005</b></p>                                   | <p><b>Building S6 – Source: P Davies 2005</b></p>                                   |





**MAWLAND HOTEL MANAGEMENT PTY LTD.  
Quarantine Station  
Paint Schedule**

References: "Quarantine Station Paint Schedule" Clive Frain Watty Australia Pty. Ltd.

|  |   |
|--|---|
|   |   |
| <p><b>Building S15 – Source: P Davies 2005</b></p>                                   | <p><b>Building S16 – Source: P Davies 2005</b></p>                                  |
|  |  |
| <p><b>Building S14 – Source: P Davies 2005</b></p>                                   | <p><b>Building S5 – Source: P Davies 2005</b></p>                                   |


**MAWLAND HOTEL MANAGEMENT PTY LTD.  
Quarantine Station  
Paint Schedule**

References: "Quarantine Station Paint Schedule" Clive Frain Watty/ Australia Pty. Ltd.

|   |  |
|---|--|
|    |    |
| <p><b>Building A24 – Source: P Davies 2005</b></p>  | <p><b>Building L13 – Source: P Davies 2005</b></p>  |
| <p><b>Building L02b – Source: P Davies 2005</b></p>   | <p><b>Building L08a – Source: P Davies 2005</b></p>  |

**MAWLAND HOTEL MANAGEMENT PTY LTD.  
Quarantine Station  
Paint Schedule**

References: "Quarantine Station Paint Schedule" Clive Frain Watty Australia Pty. Ltd.



Building S7 – Source: P Davies 2005




Building A22 – Source: P Davies 2005




PTY LTD  
ARCHITECTS,  
HERITAGE CONSULTANTS


Mawland Quarantine Station, North Head Manly, February 2006  
Colour samples




Chamois  
Manufacturer - Wattyl



Light Stone (PASCOL)  
Manufacturer - Wattyl




Winter Wisper  
Manufacturer - Wattyl



Light Box Grey  
Manufacturer - Wattyl



Cromwell Brown  
Manufacturer - Wattyl




Mist Green  
Manufacturer - Wattyl



PTY LTD  
ARCHITECTS,  
HERITAGE CONSULTANTS


Mawland Quarantine Station, North Head Manly, February 2006  
Colour samples




Rouge  
Manufacturer - Watty




Indian Red  
Manufacturer - Watty




Raffia  
Manufacturer - Watty



Fast Grey  
Manufacturer - Watty



Sand  
Manufacturer - Watty




Sandstone  
Manufacturer - Watty






PTY LTD  
ARCHITECTS,  
HERITAGE CONSULTANTS

Mawland Quarantine Station, North Head Manly, February 2006  
Colour samples




Cream -Haymes  
Manufacturer - Watty!




Sky Blue  
Manufacturer - Watty!



Azure Blue  
Manufacturer - Watty!



Powder Blue  
Manufacturer - Watty!



Magnolia  
Manufacturer - Watty!



Oriental Blue  
Manufacturer - Watty!




PTY LTD  
ARCHITECTS,  
HERITAGE CONSULTANTS


Mawland Quarantine Station, North Head Manly, February 2006  
Colour samples




Van Dyke Brown  
Manufacturer - Wattyl



Warm White  
Manufacturer - Wattyl



Raspberry  
Manufacturer - Wattyl



Sea Green  
Manufacturer - Wattyl



PTY LTD  
ARCHITECTS,  
HERITAGE CONSULTANTS

Mawland Quarantine Station, North Head Manly, February 2006  
Colour samples




Venetian Red  
Manufacturer - Wattyl




Light Stone *DS 361*  
Manufacturer - Wattyl




Raw Umber  
Manufacturer - Wattyl



Starch  
Manufacturer - Wattyl



Biscuit  
Manufacturer - Wattyl




Off White  
Manufacturer - Wattyl




PTY LTD  
ARCHITECTS,  
HERITAGE CONSULTANTS


Mawland Quarantine Station, North Head Manly, February 2006  
Colour samples




Sienna  
Manufacturer - Wattyl




Pewter  
Manufacturer - Wattyl




Midstone  
Manufacturer - Wattyl



Pale Cream  
Manufacturer - Wattyl



Blue Grey  
Manufacturer - Wattyl



Gull Grey  
Manufacturer - Wattyl




PTY LTD  
ARCHITECTS,  
HERITAGE CONSULTANTS

Mawland Quarantine Station, North Head Manly, February 2006  
Colour samples



Nut Brown  
Manufacturer - Wattyl



Oatmeal  
Manufacturer - Wattyl



Red Oxide  
Manufacturer - Wattyl



Burnt Sienna  
Manufacturer - Wattyl



Purple Brown  
Manufacturer - Wattyl



Dark Brown  
Manufacturer - Wattyl




PTY LTD  
ARCHITECTS,  
HERITAGE CONSULTANTS


Mawland Quarantine Station, North Head Manly, February 2006  
Colour samples



Storm Blue  
Manufacturer - Wattyl




Coir  
Manufacturer - Wattyl



Manilla  
Manufacturer - Wattyl



Armour Grey C/B  
Manufacturer - Wattyl



Black  
Manufacturer - Wattyl




Blue Quarry  
Manufacturer - Wattyl




PTY LTD  
ARCHITECTS,  
HERITAGE CONSULTANTS


Mawland Quarantine Station, North Head Manly, February 2006  
Colour samples




Chamois  
Manufacturer - Watty!



Light Stone (PRINOV)  
Manufacturer - Watty!




Winter Wisper  
Manufacturer - Watty!



Light Box Grey  
Manufacturer - Watty!



Cromwell Brown  
Manufacturer - Watty!




Mist Green  
Manufacturer - Watty!




PTY LTD  
ARCHITECTS,  
HERITAGE CONSULTANTS


Mawland Quarantine Station, North Head Manly, February 2006  
Colour samples




Cream -Haymes  
Manufacturer - Wattyl




Sky Blue  
Manufacturer - Wattyl



Azure Blue  
Manufacturer - Wattyl



Powder Blue  
Manufacturer - Wattyl



Magnolia  
Manufacturer - Wattyl




Oriental Blue  
Manufacturer - Wattyl






PTY LTD  
ARCHITECTS,  
HERITAGE CONSULTANTS

Mawland Quarantine Station, North Head Manly, February 2006  
Colour samples




Rouge  
Manufacturer - Wattyl




Indian Red  
Manufacturer - Wattyl



Raffia  
Manufacturer - Wattyl



Fast Grey  
Manufacturer - Wattyl



Sand  
Manufacturer - Wattyl




Sandstone  
Manufacturer - Wattyl



PTY LTD  
ARCHITECTS,  
HERITAGE CONSULTANTS


Mawland Quarantine Station, North Head Manly, February 2006  
Colour samples



Ivory  
Manufacturer - Wattyl



Deep Indian Red  
Manufacturer - Wattyl




Blue Green  
Manufacturer - Wattyl



Red Brown  
Manufacturer - Wattyl



Palm Green  
Manufacturer - Wattyl



White N14  
Manufacturer - Wattyl




PTY LTD  
ARCHITECTS,  
HERITAGE CONSULTANTS


Mawland Quarantine Station, North Head Manly, February 2006  
Colour samples




Van Dyke Brown  
Manufacturer - Wattyl



Warm White  
Manufacturer - Wattyl



Raspberry  
Manufacturer - Wattyl



Sea Green  
Manufacturer - Wattyl




PTY LTD  
ARCHITECTS,  
HERITAGE CONSULTANTS

Mawland Quarantine Station, North Head Manly, February 2006  
Colour samples




Venetian Red  
Manufacturer - Wattyl



Light Stone - *BY 261*  
Manufacturer - Wattyl




Raw Umber  
Manufacturer - Wattyl



Starch  
Manufacturer - Wattyl



Biscuit  
Manufacturer - Wattyl




Off White  
Manufacturer - Wattyl



PTY LTD  
ARCHITECTS,  
HERITAGE CONSULTANTS

Mawland Quarantine Station, North Head Manly, February 2006  
Colour samples




Sienna  
Manufacturer - WattyI



Pewter  
Manufacturer - WattyI



Midstone  
Manufacturer - WattyI



Pale Cream  
Manufacturer - WattyI



Blue Grey  
Manufacturer - WattyI



Gull Grey  
Manufacturer - WattyI




PTY LTD  
ARCHITECTS,  
HERITAGE CONSULTANTS

Mawland Quarantine Station, North Head Manly, February 2006  
Colour samples



Nut Brown  
Manufacturer - Wattyl




Oatmeal  
Manufacturer - Wattyl



Red Oxide  
Manufacturer - Wattyl



Burnt Sienna  
Manufacturer - Wattyl



Purple Brown  
Manufacturer - Wattyl




Dark Brown  
Manufacturer - Wattyl




PTY LTD  
ARCHITECTS,  
HERITAGE CONSULTANTS


Mawland Quarantine Station, North Head Manly, February 2006  
Colour samples




Storm Blue  
Manufacturer - Wattyl



Coir  
Manufacturer - Wattyl



Manilla  
Manufacturer - Wattyl



Armour Grey C/B  
Manufacturer - Wattyl



Black  
Manufacturer - Wattyl




Blue Quarry  
Manufacturer - Wattyl



PTY LTD  
ARCHITECTS,  
HERITAGE CONSULTANTS

Mawland Quarantine Station, North Head Manly, February 2006  
Colour samples




Ivory  
Manufacturer - Wattyl

Wattyl 1000



Deep Indian Red  
Manufacturer - Wattyl

Wattyl 1001




Blue Green  
Manufacturer - Wattyl

Wattyl 1002




Red Brown  
Manufacturer - Wattyl

Wattyl 1003



Palm Green  
Manufacturer - Wattyl

Wattyl 1004



White N14  
Manufacturer - Wattyl

Wattyl 1005